


American

2nd Edition

Family and Friends

2

Student Book



with DIGITAL PACKAGE

www.irLanguage.com

OXFORD

مرجع زبان ایرانیان

Naomi Simmons

American
Family and Friends
2nd Edition
2
Student Book



مرجع آموزش زبان ایرانیان
www.irLanguage.com

این مجموعه با لوگوی مرجع زبان ایرانیان
به صورت نشر برخط و حامل به ثبت رسیده است.
کپی برداری از آن خلاف قانون، شرع و اخلاق است و شامل پیگرد خواهد شد.

Scope and sequence



Starter:
Welcome back! p.4

I have brown hair. This is my cousin. He has green eyes. Where's Billy?
Is he under the bed? There is ... There are ... Numbers 1-20 Family Colors Toys

	Words	Grammar	Phonics	Skills
1 Our new things p.8	School things	This / That is ... These / Those are ...	Review of the alphabet and initial sounds	Reading: a description Listening: identifying people and objects Speaking: How many ...? There are ... Writing: capitalization, writing about my classroom (Workbook)
Fluency Time! 1 p.14	Finding things		Craft: a bedroom poster	
2 They're happy now! p.16	Feelings	We're / They're ... Are they ...?	Review of digraphs: ch sh th ch: chair teacher sh: shoes fish th: thumb bath	R: a poem: "My feelings" L: identifying feelings S: Is he sad? No, he isn't. He's ... W: long and short forms, writing about my feelings (WB)
Math Time! p.22	Division		Project: a shape mobile	
3 I can ride a bike! p.24	Outdoor activities	She can / can't ... Can he ...? Prepositions of place: behind / in front of next to / between	Review of CVC words: a e i o u a: cat van e: pen bed i: pig fig o: mop fox u: bus bug	R: information on a web page L: identifying outdoor toys S: Where's the skateboard? It's in front of the table. W: using a / an, writing about what I can and can't do (WB)
Review 1 p.30				
4 Do you have a milkshake? p.32	Food Numbers 20-100	Do you have ...? I do / don't ... Does he have ...? He does / doesn't ...	Consonant blends: gr br fr gr: grass grapes br: brush bread fr: frog frisbee	R: a caption story L: identifying which food items are available S: Do you have apples? Yes, we do. W: question marks and periods, writing about my lunch (WB)
Fluency Time! 2 p.38	Classroom language		Craft: a school word wheel	
5 We have English! p.40	School subjects School rooms	What / When do we have ...? We have ... our / their	Consonant blends: dr tr cr dr: drum dress tr: truck tree cr: crayon crab	R: a description on a web page L: identifying school rooms S: What do we have in the art room? We have ... W: capital letters, writing about my school subjects (WB)
Art Time! p.46	Self-portraits		Project: a self-portrait	
6 Let's play after school! p.48	After-school activities	I visit ... I don't have ...	Consonant blends: fl pl bl fl: flower flag pl: plum plate bl: blanket blue	R: information texts L: identifying after school activities S: I read a book. I don't ride a bike. W: verbs, writing about what I do after school (WB)
Review 2 p.54				
7 Let's buy presents! p.56	Special days	What does he like? He likes / doesn't like ...	Consonant blends: cl gl sl cl: cloud clock gl: gloves glue sl: slide slippers	R: instructions on making a card L: identifying suitable presents for people according to their preferences S: What does he like? He likes tennis. W: long and short forms, writing about presents for my mom (WB)

		Words	Grammar	Phonics	Skills
Fluency Time! 3 p.62		Shopping		Craft: a market stall	
8 What time is it?	p.64	Everyday activities Times of the day	What's the time? It's ... o'clock. He ... at ... o'clock.	Consonant blends: sm sn st sk sm: smile small sn: snow snake st: stairs star sk: sky skates	R: information texts L: listening for time and activities S: He has breakfast. W: identifying Wh- questions, writing about my day (WB)
Science Time! p.70		Materials		Project: a science experiment	
9 Where does she work?	p.72	Places	Where does he work? He works in a ... Does she work in a ...?	Long vowels: a + magic e lake face gate plane	R: a magazine interview L: listening for detail in an interview S: What are Peter's favorite animals? They're monkeys. W: using commas with and in lists, writing about where my family works (WB)
Review 3 p.78					
10 It's hot today!	p.80	Weather Weather activities	What's the weather like? It's ... Put on / Don't put on ...	Long vowels: i + magic e bike white kite line nine	R: a weather report L: identifying the weather at certain times from the weather report S: It's Monday. What's the weather like? W: verbs and adjectives, writing about the weather (WB)
Fluency Time! 4 p.86		Making plans		Craft: a mini book	
11 What are you wearing?	p.86	Clothes Time	Present progressive: What are you wearing? What's he wearing? I'm / He's wearing ...	Long vowels: o + magic e nose bone rope home stone	R: a poem: "At the airport" L: identifying people by their clothing S: What's she wearing? She's wearing ... He's wearing a red shirt. Who is it? W: writing the time, writing about my clothes (WB)
Social Studies Time! p.94		Exercise		Project: a bar graph	
12 You're sleeping!	p.96	Celebrations Getting ready	Present progressive: What are you / they doing? I'm / We're / They're ... What's he / she doing? He's / She's ...	Long vowels: u + magic e June tube flute cube	R: a descriptive email L: listening for detail to distinguish between photos S: What's he doing? He's dancing. W: present progressive verbs, writing about a party (WB)
Review 4 p.102					
13 Look at all the animals!	p.104	Farm animals Adjectives	Comparatives: This cow is bigger than that cow.	Long vowels: ee tree cheese green feet three	R: a parents' letter L: identifying animals by their feelings S: It's nervous. What is it? W: using and to connect sentences, writing about a farm visit (WB)
Fluency Time! 5 p.110		At a party		Craft: a present	
14 Look at the photos!	p.112	Memories Cleaning up	Simple past: I was / wasn't ... You were / weren't ...	Short & long vowels: cub cube tap tape pip pipe	R: a school article L: identifying people by their feelings and appearance S: He was a lion (in the school play). W: and / or, writing about me and my friends (WB)
Geography Time! p.118		The Desert		Project: a desert scene	
15 Good Job!	p.120	People Ordinal numbers	Simple past: There were some / weren't any ... Irregular plurals	ng / nk ring king swing bank sink pink	R: a fairytale L: identifying actions and emotions S: What's Suzy doing? She's ... Is she sad? No, she isn't. She's ... W: irregular plurals, writing about a school open day (WB)
Review 5 p.126					

Starter

Welcome back!

Lesson One

1 Listen and sing. 01

2 Sing and do.

Let's sing!

Welcome song



Welcome back
To all our friends.
Fun and learning
Never end!



Welcome back,
It's a happy day.
A day for learning,
A day for play!



3 Listen and read. 02

1 Hello. My name's Rosy. I have brown hair.

2 This is my cousin, Tim. He has green eyes.

Hello, everyone!

3 I have a little brother. His name's Billy. He's two. He has curly hair.

4 This is Billy's bedroom.

He has lots of teddy bears.

5 Where's Billy? Is he under the bed?

No, he isn't.

6 Look! This isn't a teddy bear.

It's me! Billy!

1 Listen to the story again and repeat. Act.

2 Circle T (true) or F (false).

- 1 Rosy has brown hair. T F
- 3 Tim has brown eyes. T F
- 5 Billy is four. T F

- 2 Tim is Rosy's brother. T F
- 4 Billy has curly hair. T F
- 6 Billy is under the bed. T F

3 Listen and number.  03

mom dad brother sister grandma grandpa
 aunt uncle cousin



4 Point and say.

long short curly straight brown black white

This is Rosy's mom. She has curly hair.

This is Rosy's dad. He has ...

Lesson Three

1 Ask and answer.

Hello. How are you?

I'm fine, thank you.

What's your name?

My name's ...

How old are you?

I'm ...

2 Look and say. Introduce a friend.

1



This is my friend.
His name's James.
He's nine.

2




This is my friend.
Her
She's ...

3 Listen and sing. 🎧 04

4 Sing and do.

Let's sing!




Monday, Tuesday, Wednesday, Jump!

Monday, Tuesday, Wednesday,
Jump!

Thursday, Friday,
Down with a bump!

Saturday, Sunday,
Let's say "Hi!"

Days of the week.
Let's say "Goodbye!"



1 Look. Ask and answer.

ball car train doll teddy bear puzzle bike



How many cars are there?

There are ... cars.

2 Listen and point. Ask and answer. 05



red green blue yellow pink purple
black white brown orange gray

What color is number 18?

It's ...

3 Write the numbers.

ten 10
twenty _____
eleven _____
eighteen _____

thirteen _____
fifteen _____
twelve _____
nineteen _____

seventeen _____
fourteen _____
sixteen _____

1

Our new things

Lesson One Words

1 Listen, point, and repeat. 06

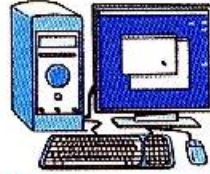
2 Listen and chant. 07



classroom



table



computer



coat hook





pencil case



board

3 Listen and read. 08



- 1 Listen to the story again and repeat. Act.
- 2 Look and say.

Let's learn!



This is the new computer.



That is a new board.



These are new tables.



Those are new coat hooks.

3 Write.

This That These Those



_____ are bags.



_____ is a ruler.




_____ are pencils.



_____ is a computer.

4 Point and say.

chairs pencil case board tables ruler coat hooks




Those are coat hooks.

This is a ...

That is a ...

These are ...

Lesson Three Song

1 Listen, point, and repeat.  09



poster



picture



drawers



cabinet



CD player

2 Listen and sing.  10

3 Sing and do.

Let's sing!



What's in the classroom?

What's in the classroom?

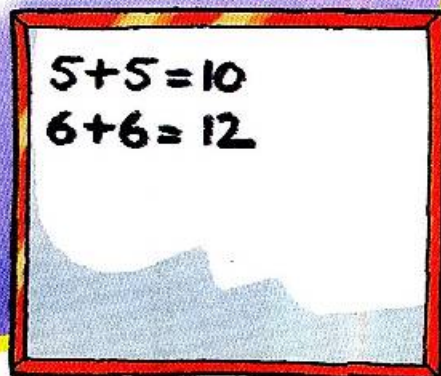
Let's have a look!
Posters and pictures,
And work in a book.

What's in the classroom?


What can you see?
Drawers and a board
For you and for me.

What's in the classroom?

What's over there?
A door and a window,
A table and chair.



1 Listen and chant.  11




A, B, C, D, E, F, G,
Come and play this game with me.

H, I, J, K, L, M, N,
Close your eyes and count to ten.

O, P, Q, R, S, T,
Touch your nose and touch your knee.

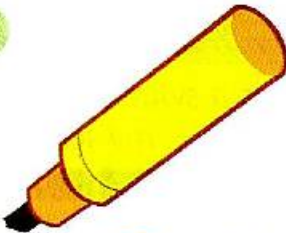
U, V, W, X, Y, Z,
Touch your feet and jump with me.



2 Listen, point, and repeat.  12


Aa Bb Cc Dd Ee Ff Gg
Hh Ii Jj Kk Ll Mm Nn
Oo Pp Qq Rr Ss Tt
Uu Vv Ww Xx Yy Zz


3 Listen and circle the correct sound.  13


1 
a p f

2 
l t d


3 
e h d

4 
g v m

5 
c a i

6 
e n s

Reading

- 1 Point to things you can see in a school. Say the words.
- 2 Listen and read.  14

1



My name's Peter. I go to Orange Park School.
Look at these pictures of my school.

2



Our classroom is upstairs.
It's very big.

3



I'm in class 3C. There are 12 girls
and 14 boys in my class.
Our teacher is Mrs. Cooper.

4



There are lots of pictures
and posters on the wall.

5



We sit at tables. I sit
with my friend Henry.

6



There is a swimming pool,
too. I love my school.

3 Read again. Circle the correct word.

- 1 Where is Peter's classroom?
- 2 What class is Peter in?
- 3 How many boys are there in his class?
- 4 What is his teacher's name?
- 5 What is on the walls of the classroom?
- 6 Is there a swimming pool?

upstairs / downstairs

3C / Orange Park


12 / 14

Henry / Mrs. Cooper

tables / pictures

Yes, there is. / No, there isn't.

Listening

1 Listen and number.  15

Speaking

2 Point, ask, and answer.

boys girls teachers windows doors

How many girls are there?

There are two girls.

What color is his hair?

It's ...

Writing preparation

3 Underline the capital letters at the start of the sentences.
Circle the capital letters at the start of the names.

We have a new CD player.

Our teacher is Mrs. Cooper.

1 My name's Peter.

2 This is my school.

3 Thank you, Miss Jones.

4 This is Rosy's pencil case.

5 Those are your coat hooks.

6 This is Tim.

Complete
the writing
task on
page 13
of the
Workbook.

page
13

Fluency Time! 1



Everyday English

1 Watch and listen. Read and say. 16

1

Kate: Dad, I can't find my pencil case.
Dad: Look under your pillow.
Kate: It isn't there.

2

Dad: Here it is. It's under your bed.
Kate: Thanks, Dad.

2 Watch and listen. Number. 17



3 **Speaking** Look at the words. Point and say.

pen

teddy bear

book

cabinet

bed

shelf



I can't find my book.

Look on your shelf.

It isn't there.

Look in your cabinet.

Here it is.




- 1 Watch the story again. Act.
- 2 Make a bedroom poster.




irLanguage.com




1 Color and decorate the bedroom.



2 Color and cut out the blanket, pillow, and door.




3 Glue the items on the poster. Glue one side so they open.



4 Cut out the teddy bear, book, and sock. Glue them in the bedroom.

- 3 **Speaking** Use the bedroom poster and say.



1 Listen, point, and repeat.  18

2 Listen and chant.  19



hot



cold



hungry



thirsty




happy



sad

3 Listen and read.  20



- 1 Listen to the story again and repeat. Act.
- 2 Look and say.

Let's learn!



We're happy.



They're hungry.



Are they hot?
No, they aren't.



Are they happy?
Yes, they are.

We're = We are
They're = They are

- 3 Look and match.

We're

They're



- 4 Write.

~~Yes, they are.~~ No, they aren't. Yes, we are. No, we aren't.

Are they hot?

Are you hungry?

Are they cold?

Are you happy?



Yes, they are.







1 Listen, point, and repeat. 🎧 21



tired



angry



scared



brave



nervous

2 Listen and sing. 🎧 22

3 Sing and do.

Let's sing!

If you're angry and you know it ...



If you're angry and you know it,
Stamp your feet! [Stamp, stamp]


If you're angry and you know it,
Stamp your feet! [Stamp, stamp]


If you're angry and you know it,
And you really want to show it,
If you're angry and you know it,
Stamp your feet! [Stamp, stamp]

If you're scared and you know it,
Hug yourself! [Hug, hug] ...



If you're brave and you know it,
Say "I can!" [I can!] ...

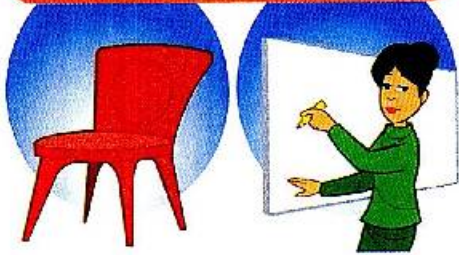


1 Listen, point, and repeat.  23

ch

chair

teacher



sh

shoes

fish



th

thumb

bath



2 Listen and chant.  24

irLanguage.com


Look at my teacher,
Sitting on a chair.
Her shoes are blue,
She has long, black hair.
A picture of a bath,
And a picture of a fish.
Look at my teacher.
Her name's Miss Wish.



3 Read the chant again. Circle the sounds *ch*, *sh*, and *th*.

4 Listen to the sounds and join the letters.  25

What does the teacher have?



sh sh th th sh ch sh

th sh ch sh th sh ch


sh ch sh ch ch ch th



Skills Time!

Lesson Five

Reading

- 1 Look at the pictures. How does the girl feel?
- 2 Read and listen to the poem.  26

My Feelings

Sometimes I am happy.
Sometimes I am sad.
Sometimes I am nervous.
But I am never bad.

When I'm really nervous,
I'm brave and carry on.
I say, "I can do it!"
Until my fear is gone.

When I'm really happy,
I smile and laugh and play.
When I'm really happy,
It's a very good day.

Sometimes I am happy.
Sometimes I am sad.
Sometimes I am nervous.
But I am never bad.

When I'm really sad,
I cry and tell my mom.
We always talk together,
Then happy times can come.



3 Read again. Match.

- 1 play
- 2 cry
- 3 laugh
- 4 be brave and carry on
- 5 smile

- a happy
- b nervous
- c sad

Listening

1 Listen and number.  27



Speaking

2 Point, ask, and answer.

happy sad tired cold nervous hungry

Is he sad?

No, he isn't. He's nervous.

Is she ...?

No, ...

Writing preparation

3 Look and write the long form.

I'm = I am

He's = He is

We're = We are

You're = You are

She's = She is

They're = They are

1 She's cold. She is cold.

2 They're happy. _____ happy.

3 I'm nervous. _____ nervous.

4 We're thirsty. _____ thirsty.


5 You're brave. _____ brave.

6 He's sad. _____ sad.

Complete the writing task on page 21 of the Workbook.



Topic: Division

1 Listen, point, and repeat.  28



2 Listen and read.  29

DIVIDING SHAPES

Here is a circle. Let's divide the circle into two equal shapes. Each shape is a half. There are always two halves in one whole shape.



This rectangle is in three equal parts. Each part is a third. There are three thirds in a whole. What color is one third? What color are the other two thirds?



Look at this square. Divide the square into four equal shapes. Each shape is one quarter. How many quarters in a whole? Yes, four. Can you see three quarters of the shape?



We can divide everything in this way. There is one cake and four children. Cut the cake into quarters!



3 Match.

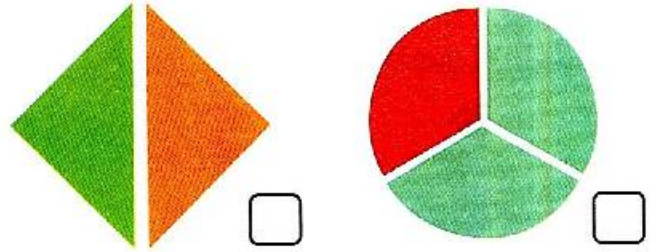

- 1 We divide this into quarters.
- 2 We cut this in half.
- 3 It is cut in thirds.
- 4 It is whole.

c


- a There are three equal shapes.
- b There is one shape.
- c There are four equal shapes.
- d There are two equal shapes.

4 **Think!** What are things that you can divide into halves, thirds, and quarters?


1 Listen and write the number.  30




2 Project. Make a shape mobile.




1 Draw shapes on card. Cut them out.



2 Draw lines to divide the shapes into halves, thirds, or quarters, and color them.





3 Write the name of the shape and the division on the back of the shape.



4 Tie string on each shape and hang them from a clothes hanger.

3 Talk about your project.


This rectangle is cut in three equal shapes. Each shape is a third.



3

I can ride a bike!

Lesson One Words

1 Listen, point, and repeat.  31



ride a bike



ride a horse



skate

2 Listen and chant.  32



skateboard

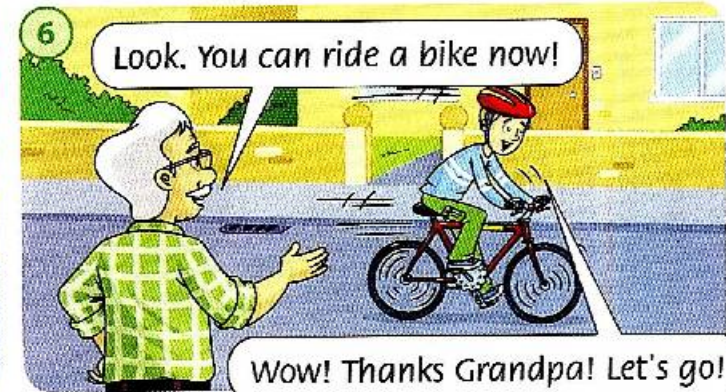






play tennis



play soccer

3 Listen and read.  33



- 1 Listen to the story again and repeat. Act.
- 2 Look and say.

Let's learn!



I **can** skate.



I **can't** skateboard.



Can she play tennis?
Yes, she **can**.



Can he ride a bike?
No, he **can't**.


3 Write.

He She They

can can't



He **can** ride a bike.




_____ ride a horse.



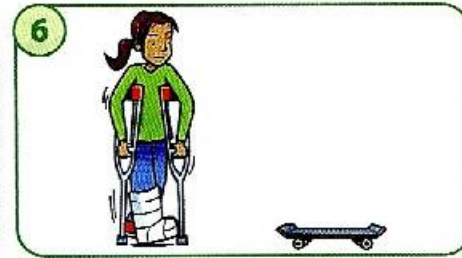
_____ play soccer.



_____ skate.



_____ play tennis.



_____ skateboard.

4 Point, ask, and answer.

Can he ride a bike?


Yes, he can.

Can she ...?

Can they ...?

Lesson Three Song

1 Listen, point, and repeat. 34



behind

in front of

next to

between

2 Listen and sing. 35

3 Sing and do.

Let's sing!

Where is my teddy bear?



Where is my teddy bear?
Where is he?
Where is my teddy bear?
I can't find him anywhere!


Look behind the bedroom door.
Is he hiding there?
Look behind the bedroom door.
I can't find him anywhere!

Look in front of the sofa.
Is he hiding there?
Look in front of the sofa.
I can't find him anywhere!

Look next to the big toy box.
Is he hiding there?

Look next to the big toy box.
Oh yes! Look, he's hiding there!



1 Listen, point, and repeat.  36



cat



pen



pig



mop



bus



van



bed



fig



fox



bug


2 Listen and chant.  37



A cat, cat, cat
Is in a van, van, van.



A pen, pen, pen
Is on my bed, bed, bed.



A pig, pig, pig
Has a fig, fig, fig.



A fox, fox, fox
Has a mop, mop, mop.

A bug, bug, bug
Is on the bus, bus, bus.



3 Read the chant again. Circle the middle sounds a, e, i, o, and u.

4 Listen and circle the middle sound.  38

1 
a e i

2 
o u e

3 
i a u

4 
u e i

5 
u o i

Skills Time!

Lesson Five

Reading

1 Look at the pictures. What can you see?

2 Listen and read.  39

Outdoor Toys

This is a perfect bike for children aged 7 to 10. It has big wheels. You can ride it on grass or sand, so take it to the beach or park.





Scooters are really good fun. This scooter is fast and easy to ride. It has two small wheels. It is available in pink, green, or blue.





Are you or your friend learning to skate? These skates have four wheels on each skate, so they are easy and safe for new skaters. They look great, too!






This swing is perfect for fun in your yard. Two children can play together as there are two swings. The seats are blue and yellow.

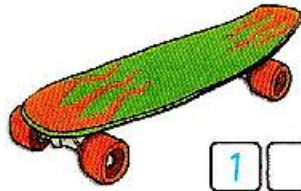
3 Read again. Check (✓).

					
1	It has four wheels.			✓	
2	It has small wheels.				
3	There are two seats.				
4	It has big wheels.				
5	It's for two children.				
6	You can ride it on the beach.				

Listening

1 Listen and number.  40










Speaking

2 Point, ask, and answer.

in front of behind next to between



Where's the skateboard?

It's in front of the table.

Where are the ...?

They're ...

Writing preparation

3 Read. Circle the vowels at the start of the words. Write **a** or **an**.

This is **an** apple.

It's **a** blue doll.

- 1 It is ____ orange bike.
- 2 This is ____ skateboard.
- 3 She has ____ umbrella.
- 4 I have ____ banana.

Remember!
a, e, i, o, u
We are vowels
And we help you.

Complete the writing task on page 29 of the Workbook.



Review 1

1 Circle the odd-one-out. Write.

- | | | | | | |
|---|---------|------------|------------|---------|-------------------|
| 1 | tables | coat hooks | skateboard | chairs | <u>skateboard</u> |
| 2 | hot | computer | cold | happy | _____ |
| 3 | behind | next to | between | half | _____ |
| 4 | nervous | poster | picture | drawers | _____ |
| 5 | tired | scared | quarter | sad | _____ |

2 Look and match. Ask and answer.



- | | | | |
|---------------------|-------------------------------------|---|--------------------------------|
| 1 Where's the bird? | <input checked="" type="checkbox"/> | e | a He's behind Rosy. |
| 2 Where's Rosy? | <input type="checkbox"/> | | b It's next to the box. |
| 3 Where's Billy? | <input type="checkbox"/> | | c He's in front of Rosy. |
| 4 Where's the ball? | <input type="checkbox"/> | | d She's between Tim and Billy. |
| 5 Where's Tim? | <input type="checkbox"/> | | e It's on the slide. |

3 Check (✓) the picture that contains the sound.

1 a	2 e	3 i	4 o	5 u
(a) <input type="checkbox"/>	(a) <input type="checkbox"/>	(a) <input type="checkbox"/>	(a) <input type="checkbox"/>	(a) <input type="checkbox"/>
(b) <input checked="" type="checkbox"/>	(b) <input type="checkbox"/>	(b) <input type="checkbox"/>	(b) <input type="checkbox"/>	(b) <input type="checkbox"/>

4 Look and number.

- Here it is!
- 1 I can't find my car.
- It isn't there.

- Look on the shelf.
- Look under the sofa.



5 Write.

ride play fly

- 1 Alex can ride a bike.
- 2 He can _____ soccer.
- 3 But he can't _____ a horse.
- 4 Ruby can _____ a kite.
- 5 She can _____ tennis.
- 6 But she can't _____ a bike.

6 Write ✓ or X.

Alex	✓				
Ruby					

7 Ask and answer.

- Can Alex ride a bike? Yes, he can.
- Can Ruby ...?


8 Read and color.

My work in Units 1, 2, and 3 is


OK
 Good
 Excellent



Lesson One Words

1 Listen, point, and repeat.  41

2 Listen and chant.  42



salad



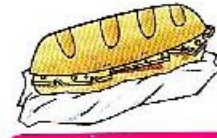
fries




pizza



milkshake







cheese sandwich



chicken

3 Listen and read.  43



- 1 Listen to the story again and repeat. Act.
- 2 Look and say.

Let's learn!



Do you **have** a milkshake?
Yes, I **do**.



Do you **have** fries?
No, I **don't**.



Does he **have** a sandwich?
Yes, he **does**.



Does she **have** a pizza?
No, she **doesn't**.

- 3 Write. Yes, I do. No, I don't.

1

Do you have a milkshake?



2

Do you have salad?

- 4 Look, ask, and answer.

Yes, he does. No, he doesn't. Yes, she does. No, she doesn't.



- 1 Does he have a sandwich?
- 2 Does he have salad?
- 3 Does she have a milkshake?
- 4 Does she have chicken?
- 5 Does he have fries?

No, he doesn't.

1 Listen, point, and repeat. 🎧 44

10

ten

20

twenty

30

thirty

40

forty

50

fifty

60

sixty

70

seventy

80

eighty

90

ninety

100

one hundred

2 Listen and sing. 🎧 45

3 Sing and do.

Let's sing!



Let's count to one hundred!


Let's count to one hundred.
It's time to start.
10, 20, 30 ...
Yes, good start!

Let's count to one hundred.
It's easy to do.
40, 50, 60 ...
Yes, clever you!

Let's count to one hundred.
It's easy if you try.
70, 80 ...
The numbers are high.

Let's count to one hundred.
Counting is fun!
90, 100.
Now we are done.



1 Listen, point, and repeat.  46

gr

grass

grapes



br

brush

bread



fr

frog

frisbee



2 Listen and chant.  47

There are grapes and bread,
And juice in a glass.

Friends together,
In the green, green, grass.

Play with a frisbee,
Play with a ball.

The friends have fun
With the big, brown ball.




3 Read the chant again. Circle the sounds *gr*, *br*, and *fr*.

4 Listen and complete the words.  48

gr

br

fr



grapes



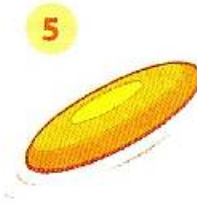
__own



__een



__og



__isbee



__ush

Skills Time!

Lesson Five

Reading

1 Look at the pictures. What food do they have?

2 Listen and read.  49



1 One pizza and one banana milkshake, please.
 We don't have much food now.
 Sorry, it's late.



2 Do you have tomatoes?
 No, sorry. We don't have tomatoes now.



3 Do you have chicken?
 No, we don't have chicken.
 You're too late.



4 Oh no! And my milkshake?
 Do you have bananas?
 Yes, we have lots of bananas.



5 Oh good! One banana milkshake and one banana pizza, please!
 A banana pizza?! Are you sure?
 Yes, please.



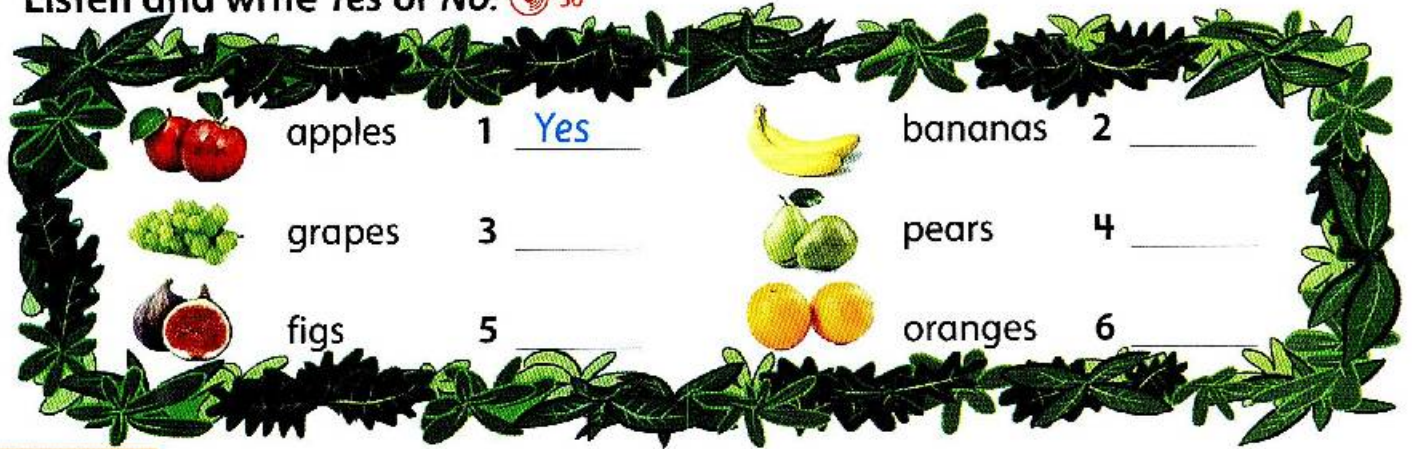
6 Look! I have a banana pizza!
 It's my new favorite!







3 What food do they have? Write ✓ or X.

chicken bananas tomatoes pizza milkshake

Listening

1 Listen and write Yes or No.  50



	apples	1	<u>Yes</u>		bananas	2	_____
	grapes	3	_____		pears	4	_____
	figs	5	_____		oranges	6	_____

Speaking

2 Point, ask, and answer.

bananas pineapples pears apples oranges



Do you have apples?
Yes, we do.

Do you have ...?
No, we don't.

Writing preparation

3 Write a question mark or a period.

Do you have a sandwich ? Yes, we do .


- | | |
|--|---|
| 1 Does he have an apple <input type="checkbox"/> | 2 She has an orange <input type="checkbox"/> |
| 3 We like fruit <input type="checkbox"/> | 4 Do you like figs <input type="checkbox"/> |
| 5 Can you ride a bike <input type="checkbox"/> | 6 I can't ride a horse <input type="checkbox"/> |

Complete the writing task on page 37 of the Workbook.



Everyday English

1 Watch and listen. Read and say.   51



James: What's this in English?
 Kate: It's a computer.
 James: Sorry? Speak more slowly, please.
 Kate: A computer



James: Can you spell it, please?
 Kate: C-o-m-p-u-t-e-r.
 James: Thank you.

2 Watch and listen. Write.   52

CD player it's ~~What's~~ this spell

1 What's this in English?

2 That's easy. It's a _____.


3 Good. And _____?

4 Hmm... _____
 a cabinet.


5 Great. Can you _____ it?




3 **Speaking** Ask and answer.




board




table



chair




coat hook



picture



Craft

- 1 Watch the story again. Act. 
- 2 Make a school word wheel.



1 Color the pictures. Write the words.



2 Cut out the wheels and the door.



3 Put a pencil through the center.



4 Spin the wheel.

3 Speaking Use your word wheel and say.



Let's spin the wheel!
What's this in English?

It's a table.

Speak more slowly, please.

It's a table.

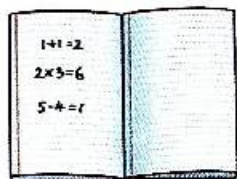
5 We have English!

Lesson One Words

1 Listen, point, and repeat. 53



art



math



English

2 Listen and chant. 54



science



P.E.



music

3 Listen and read. 55

1

What do we have on Monday?

Mon	Tue	Wed	Thu	Fri
ENGLISH				
MATH			PE	

We have English. Then we have math.

2

When do we have P.E.?

THURSDAY			
P.E.			

We have P.E. on Thursday. Oh good!

3

On Thursday

Don't forget these.

Oh yes. Our P.E. bags.

4

It's time for soccer.

5

Oh no! This is Rosy's bag. I can't play soccer now!

6

You can wear their clothes, Tim.


Thank you very much!

- 1 Listen to the story again and repeat. Act.
- 2 Look and say.

Let's learn!



What do we have on Monday?
We have English.



When do we have P.E.?
We have P.E. on Thursday.



These are **our** P.E. bags.



You can wear **their** clothes.

3 Write. **our their**



These are our bags.



Those are _____ bags.



These are _____ T-shirts.



Those are _____ T-shirts.


4 Point, ask, and answer.

	Monday	Tuesday	Wednesday	Thursday	
9:00	math	science	art	music	

What do we have on Tuesday? We have ...


When do we have ...? We have ... on ...

Lesson Three Song

1 Listen, point, and repeat.  56




school yard



field



art room



computer room




gym

2 Listen and sing.  57

3 Sing and do.

Let's sing!



At our school

In the school yard
We have lots of fun.
We play, we talk,
We jump, we run.


At our school. At our school. At our school.


In the art room
We paint and draw.
We put our pictures
On the walls.

At our school ...

In the computer room
We look and hear.
We put the headphones
On our ears.

At our school ...



1 Listen, point, and repeat.  58

dr

tr

cr

drum dress

truck tree


crayon crab



2 Listen and chant.  59

A train and a truck,
A crab and a drum.
I draw with my crayons,
And I have fun.

A girl in a dress,
A bird in a tree.
Get your crayons,
And draw with me.



3 Read the chant again. Circle the sounds *dr*, *tr*, and *cr*.

4 Listen to the sounds and join the letters.  60

What does the boy have?



dr dr cr dr cr dr tr

tr cr dr tr tr cr dr

cr tr tr cr dr tr cr



Lesson Five

Reading


- 1 Look at the picture. What school subjects can you see?
- 2 Listen and read.  61

Our Computer Room

At our school we have a big computer room. We have 12 computers in the room, one for every student. The computers have headphones, so the students can listen and speak.

In the computer room, the students can study English, music, and math. They do art here, too; they can draw and color pictures with the computer. The computers also help the students to read and write.

The children come to the computer room every Tuesday and Thursday.



3 Read again. Circle the false word and write the correct word.

- 1 We have a small computer room. big
- 2 We have 18 computers. _____
- 3 The pupils can listen and eat. _____
- 4 The computers help the pupils to run and write. _____
- 5 The children come every Tuesday and Wednesday. _____

Listening

1 Listen and number.  62



Speaking

2 Point, ask, and answer about your school.

on the field in the classroom in the art room in the computer room

soccer goals board crayons computers

What do we have in the art room?

We have ...

Writing preparation

3 Circle the capital letters at the start of the days of the week.

We have math on **T**uesday.

- 1 What do we have on Wednesday?
- 2 We go to the gym on Thursday.
- 3 We have art on Monday.
- 4 Do we have P.E. on Tuesday?

Complete the writing task on page 45 of the Workbook.

page 45

مرجع زبان ایرانیان

Art Time!

Topic: Self-portraits

1 Listen, point, and repeat. 63



2 Listen and read. 64

Self-Portraits



A self-portrait is a picture you draw of yourself. Look in the mirror. What color is your skin? What shape is your face? What shape is your nose and your mouth? What color is your hair? Is it curly or straight?

Some artists like drawing their own face. Rembrandt is a very famous artist. There are many self-portraits of him. Look at the picture. One side of his face is light. The other is dark. There is light behind his head. Why do you think the painting looks like this?

This self-portrait is by the French artist Suzanne Valadon. She likes the color red. She has red hair and a red dress. What color is the background?

3 Circle *T* (true) or *F* (false).

- | | | |
|--|---|---|
| 1 A self-portrait is a picture of your friend. | T | F |
| 2 You can look in a mirror to help you draw a self-portrait. | T | F |
| 3 You can see light and dark in Rembrandt's pictures. | T | F |
| 4 The background in Suzanne Valadon's painting is light. | T | F |
| 5 Suzanne Valadon likes red things. | T | F |

4 **Think!** Look at your friend's face. What is light and what is dark?


1 Listen and write the number.  65



2 Project. Paint a self-portrait.



Look in a mirror. What shapes and colors are in your face?



Draw your face. Color it with crayons and cut out the picture.



Paint a background and decorate it with things that you like.



Glue your face onto the background.

3 Talk about your project.

This is my self-portrait. My hair is long and blond. My eyes are blue. I like flowers. There are flowers in the background of my picture.



6

Let's play after school!

Lesson One Words

1 Listen, point, and repeat. 66

2 Listen and chant. 67



help my mom



do my homework



visit my grandma



go swimming



have a music lesson



watch TV

3 Listen and read. 68



- 1 Listen to the story again and repeat. Act.
- 2 Look and say.

Let's learn!



I **visit** my grandma every Tuesday.



I **don't have** a music lesson.



I **go swimming** every Thursday.



I **don't watch** TV.

- 3 Write. watch go visit do have help



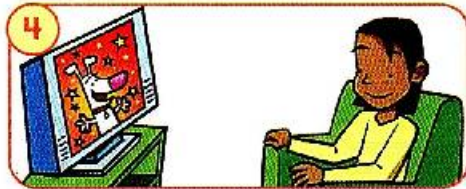
I have a music lesson.



I _____ my homework.



I _____ swimming.



I _____ TV.



I _____ my dad.



I _____ my grandma.

- 4 Point and say.

Monday

Tuesday


Wednesday

Thursday



Monday.

I visit my grandma. I don't go swimming.

1 Listen, point, and repeat.  69



listen to music



play with friends



read a book



write an email

2 Listen and sing.  70

3 Sing and do.

Let's sing!

After school



After school,
There's a lot to do.
Things on my own,
And things with you.


I do my homework,
I help my mom.
Then I play with friends,
And we have fun.

After school ...

I do my homework,
I read a book.
I listen to music,
I help to cook.

After school ...




1 Listen, point, and repeat.  71

fl

flower

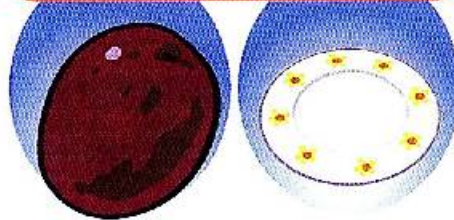
flag



pl

plum


plate



bl

blanket

blue



2 Listen and chant.  72

Plums on a plate,
Plums on a plate.
Blue plums, black plums,
Plums on a plate.
A blanket on a bed,
A blanket on a bed.
There's a pretty flower
On the blanket on the bed.



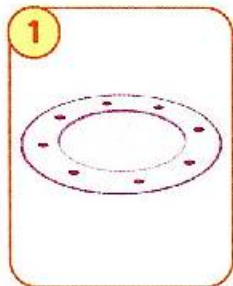
3 Read the chant again. Circle the sounds *fl*, *pl*, and *bl*.

4 Listen and complete the words.  73


fl

pl


bl



plate




__ue



__ower



__anket



__um

Reading

- 1 Look at the pictures. Say what the children do.
- 2 Listen and read.  74

What do they do after school?



My name's Max. After school, I do my homework. Then I go to the park. I play soccer with my friends. Then I watch TV.



I'm Julia. I love art. After school, I draw and paint pictures. Then I write stories. I put the stories and pictures on my bedroom wall.



I'm Luke. After school, I help my mom and dad. Then I listen to my CDs. I sing the songs. I really like music.



My name's Sara. I like sports. I go swimming every Monday. I play tennis with my brother every Tuesday. And every Thursday I skate in the park with my sister.


3 Read again. Who does each activity?

M = Max, J = Julia, L = Luke, S = Sara.

- | | | | |
|------------------|--------------|---------------------|-------|
| 1 go to the park | <u> M </u> | 2 write stories | _____ |
| 3 go swimming | _____ | 4 draw | _____ |
| 5 listen to CDs | _____ | 6 help mom and dad | _____ |
| 7 play soccer | _____ | 8 skate in the park | _____ |

Listening

1 Listen and write ✓ or X.  75



Speaking

2 Look and say.

go swimming read a book have a music lesson ride a bike
listen to music do homework play soccer write an email

Number 1.

I read a book. I don't ride a bike.

Number 2.

I ...

Writing preparation

3 Circle the verbs.

I ride my bike. I play soccer.

1 I play tennis.

2 I skate in the park.

3 I ride a horse.

4 I visit my cousin.

5 I listen to music.

6 I do my homework.

Remember!

Verbs are doing words.

Complete the writing task on page 53 of the Workbook.

page 53

Review 2

1 Circle the odd-one-out. Write.

1

math

milkshake

fries

pizza

math

2

science

background

P.E.

art

3

forty

English

eighty

one hundred

4

play

help

visit

skin

2 Look and match.



1 Does the giraffe have a long neck?

c

2 Does it have two legs?

3 Does the boy have black hair?

4 Does he have fries?

5 Does the girl have long hair?

6 Does she have a pizza?

a Yes, he does.

b Yes, she does.

c Yes, it does.

d No, she doesn't.

e No, he doesn't.

f No, it doesn't.

3 Look and number.

Thank you.

It's a board.


1

What's this in English?








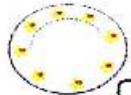
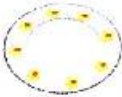







B-o-a-r-d.

Can you spell it, please?








You're welcome.



4 Check (✓) the two pictures that start with the same sound. Write the letters.

1	 <input checked="" type="checkbox"/>	 <input type="checkbox"/>	 <input type="checkbox"/>	 <input checked="" type="checkbox"/>	<u>gr</u>
2	 <input type="checkbox"/>	 <input type="checkbox"/>	 <input type="checkbox"/>	 <input type="checkbox"/>	_____
3	 <input type="checkbox"/>	 <input type="checkbox"/>	 <input type="checkbox"/>	 <input type="checkbox"/>	_____
4	 <input type="checkbox"/>	 <input type="checkbox"/>	 <input type="checkbox"/>	 <input type="checkbox"/>	_____

5 Look and circle.

Monday	Tuesday	Wednesday	Thursday	Friday	Saturday	Sunday
						

- I go swimming on **Wednesday** / **Thursday**.
- I watch TV on **Friday** / **Tuesday**.
- I don't listen to music on **Monday** / **Saturday**.
- I visit my grandma on **Friday** / **Tuesday**.
- I don't play soccer on **Tuesday** / **Sunday**.
- I help my mom on **Wednesday** / **Sunday**.

6 Read and color.

My work in Units 4, 5, and 6 is



OK



Good



Excellent



7

Let's buy presents!

Lesson One Words

1 Listen, point, and repeat. 76


2 Listen and chant. 77



chocolate



candy



balloon



present


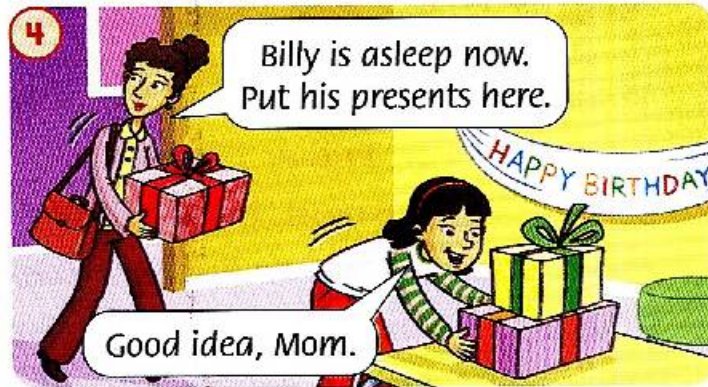




cake



card

3 Listen and read. 78



- 1 Listen to the story again and repeat. Act.
- 2 Look and say.

Let's learn!



What **do** you like?
I **like** balloons.



I **don't like**
candy.



What **does** he like?
He **likes** chocolate.




He **doesn't**
like balloons.

3 Write.

likes doesn't like like don't like



He likes candy.



He _____
balloons.



She _____
presents.



She _____
cake.

4 Point, ask, and answer.


What does he like?

He likes candy.

What does she like?


She likes ...

Lesson Three Song

1 Listen, point, and repeat.  79




neighbor



pastries



nuts



tie



buy

2 Listen and sing.  80

3 Sing and do.

Let's sing!


Our neighbors


Our neighbors are very kind.
They are Mr. and Mrs. Guss.
Mr. Guss says, "My dear friends,
Come and have lunch with us."

Let's buy a present for Mr. Guss.
What can we buy?
He likes candy. He likes nuts.
Or let's buy a tie.

Let's buy a present for Mrs. Guss.
What can we take?
She likes candy. She likes fruit.
Or let's take a cake.

Our neighbors are very kind.
They are Mr. and Mrs. Guss.
Mr. Guss says, "My dear friends,
Come and have lunch with us."



1 Listen, point, and repeat.  81

cl		gl		sl	
cloud	clock	gloves	glue	slide	slippers
					


2 Listen and chant.  82

I take off my slippers,
I go outside.

I put on my gloves,
And I play on the slide.

I look at the clock,
I see clouds in the sky.

Time to take off my gloves,
Time to say, "Goodbye."



3 Read the chant again. Circle the sounds *cl*, *gl*, and *sl*.

4 Listen to the sounds and join the letters.  83

What does the girl have?



sl	cl	cl	gl	gl	cl	gl
gl	gl	sl	cl	sl	sl	sl
cl	sl	gl	sl	cl	gl	cl



Skills Time!

Lesson Five

Reading

1 Look at the pictures. Who is the card for?

2 Listen and read.  84

Make a card for your mom!

1 Cut a square of card. Fold it in half.




2 Think about your mom. What does she like? Does she like animals? Does she like sports? Or does she like flowers?



3 Draw and color a picture on the front of the card.




4 Now open the card. Draw a picture of you with a big smile.



5 Write in the card, *Dear Mom, Thank you for everything you do for me.* Then write your name.



6 Give the card to your mom.



3 Read again. Circle the correct word.

- 1 Draw a picture on the front of the ~~cake~~ / card.
- 2 Now ~~close~~ / open the card.
- 3 Draw a picture of ~~Grandpa~~ / you.
- 4 Now ~~write~~ / talk on the card.
- 5 Give the card to your ~~mom~~ / dad.

Listening

1 Listen and match.  85



Harry b



Anna



Peter



Kim



Speaking

2 Point, ask, and answer. tennis art chocolate animals

What does he like? He likes tennis.

What does she like? She likes ...

Writing preparation

3 Look and write the long form.

don't = do not **doesn't = does not**

- | | |
|------------------------------|--------------------------------|
| 1 He doesn't like candy. | He <u>does not</u> like candy. |
| 2 She doesn't like balloons. | She _____ like balloons. |
| 3 I don't like bananas. | I _____ like bananas. |
| 4 He doesn't like oranges. | He _____ like oranges. |
| 5 I don't like snakes. | I _____ like snakes. |
| 6 She doesn't like fish. | She _____ like fish. |

Complete the writing task on page 61 of the Workbook.



Everyday English

1 Watch and listen. Read and say.



Woman: Can I help you?
 James: Yes. I want four apples, please.
 Woman: OK, 1 - 2 - 3 - 4. Anything else?
 James: No, thanks.




James: How much is it?
 Woman: Two dollars, please.
 James: Here you are.

2 Watch and listen. Number.



3 Speaking Ask and answer.



Can I help you?

I want three oranges, please.

Anything else?



No, thanks. How much is it?

Two dollars, please.




Craft

- 1 Watch the story again. Act. 
- 2 Make a market stall.



1 Decorate the market stall.



2 Write the name of your stall.



3 Color and cut out the toys.



4 Glue the toys on the stall.

3 **Speaking** Speaking. Use the market stall and say.



Can I help you?

Yes, I want the red car, please.

Anything else?

Yes. I want the blue ball.

Lesson One Words

1 Listen, point, and repeat. 88

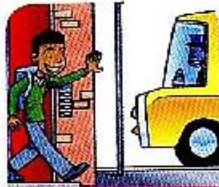
2 Listen and chant. 89



get up



have breakfast



go to school



go home




have dinner



go to bed

3 Listen and read. 90



- 1 Listen to the story again and repeat. Act.
- 2 Look and say.

Let's learn!



What time is it?
It's seven o'clock.



He gets up
at six o'clock.



She goes to bed
at nine o'clock.



He has dinner
at seven o'clock.

- 3 Write. Draw the time on the clocks.

has breakfast gets up goes to bed goes to school



He gets up
at six o'clock.



He _____
at seven o'clock.




He _____
at eight o'clock.



He _____
at nine o'clock.


- 4 Point, ask, and answer.



What time is it?

It's ... o'clock.

Lesson Three Song

1 Listen, point, and repeat.  91



in the morning



in the afternoon



in the evening



at night

2 Listen and sing.  92

3 Sing and do.

Let's sing!

What do you do in the morning?



What do you do? What do you do?
What do you do in the morning?

I get up.
I have my breakfast.
I go to school.

That's what I do. That's what I do.
That's what I do in the morning.

What do you do? What do you do?
What do you do in the afternoon?

I have my lunch.
I learn at school.
I go home.
That's what I do ...
... in the afternoon.





What do you do? What do you do?
What do you do in the evening?

I do my homework.
I have my dinner.
I play with my toys.
That's what I do ...
... in the evening.

What do you do? What do you do?
What do you do at night?

I say goodnight.
I brush my teeth.
I go to bed.
That's what I do ...
... at night.




1 Listen, point, and repeat.  93

sm

smile

small



sn

snow

snake



st

stairs

star



sk

sky

skates



2 Listen and chant.  94

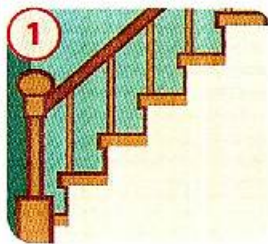
Look at the snake
in the snow.
A snake with a smile.
Watch it go.

Look at the stars
in the sky.
It's time for bed, snake.
Say, "Goodbye."



3 Read the chant again. Circle the sounds *sm*, *sn*, *st*, and *sk*.

4 Listen and circle the correct sound.  95




sm sn st



sm st sk



sm sn st



sm sn sk




sn st sk

Skills Time!

Lesson Five

Reading

- 1 Look at the pictures. Say what the girl and her mom do.
- 2 Listen and read.  96




My name's Sadie. This is my day.


And this is my mom's day.

My day.


In the morning, I get up at seven o'clock



I get dressed. I have breakfast - cereal, bread, and milk. Then I go to school at eight o'clock




I go to school by bus. I take my coat, my school bag, and my lunchbox. Our school bus is blue.




My mom's day.

My mom's a doctor. She starts work at six o'clock, so I don't see her in the morning.



She goes home at two o'clock and she cooks dinner. I see my mom in the afternoon and the evening.



3 Read again. Circle the false word and write the correct word.



- 1 Sadie gets up at eight o'clock. seven
- 2 She goes to school in the evening. _____
- 3 Her school bus is yellow. _____
- 4 Sadie's mom is a teacher. _____
- 5 Sadie's mom goes home at five o'clock. _____



Listening



1 Listen and draw the time.  97







My dad works at night!

1  

2  

3  

4  

5  

Speaking

2 Look and say.

goes to bed has breakfast has lunch gets up goes to work

It's ten o'clock at night.

He ...

Writing preparation

3 Circle *What* and underline *When*. Draw a square around *Where*.

What do you do in the morning? I have my breakfast.

When do you get up? I get up at seven o'clock.

Where do you go? I go to school.

1 Where's my school bag? It's under the chair.

2 What do you do at night? I go to bed.

3 What's her name? Her name's Rosy.

4 When do we have math? We have math on Tuesday.

5 When do you have dinner? I have dinner at six o'clock.

6 Where's your brother? He's in his bedroom.

Complete the writing task on page 69 of the Workbook.



Science Time!

Topic: Materials

1 Listen, point, and repeat. 98



2 Listen and read. 99

Does it float or sink?



Think about a lake...

Can you see stones under the water?

Can you see boats on the water?

Put some objects on the water. Some float on the top. Others sink to the bottom. Why?

To answer this question we need to think about the objects and the water. Is the object light? If it is lighter than water it will float. There is air inside toy ducks. Air is lighter than water. So the ducks float. Or is the object heavy? If it is heavier than water it will sink. A stone is heavier than water. It sinks to the bottom. Sometimes it is easy to tell what will float or what will sink, but not always!

3 Think! Check (✓) the correct answer.



1 Why does it float?


a There is air inside.

b There is water inside.

2 Why does it sink?

a It is lighter than water.

b It is heavier than water.



Project


1 Listen and write the number.  100



2 Project. Do a science experiment.




Find different objects in your classroom.



Guess if the objects float or sink.



Put the objects in a bowl of water. Do they float or sink?



Complete the results sheet.

3 Talk about your project.

These are the results of my experiment. Does the eraser sink or float?



9

Where does she work?

Lesson One Words

1 Listen, point, and repeat. 101



hospital



school



airport

2 Listen and chant. 102



police station





fire station



store

3 Listen and read. 103



1 Listen to the story again and repeat. Act.

2 Look and say.

Let's learn!



Where **does** he work?
He works in a police station.



Does your mom work in an airport?
No, she **doesn't**.

Does she work in a store?
Yes, she **does**.

3 Write.

Yes, she does. No, she doesn't. Yes, he does. No, he doesn't.



Does he work in a hospital?
No, he doesn't.



Does she work in a store?



Does he work in an airport?



Does she work in a school?



Does he work in a fire station?



Does she work in a police station?


4 Point, ask, and answer.


Where does he work?

He works in a ...

Where does she work?

She ...

1 Listen, point, and repeat.  104



2 Listen and sing.  105

3 Sing and do.

Let's sing!

Places to go



Places to go, things to see,
Out and about, my mom and me.


We go to the bank,
We go to the park.
We go to the zoo
Until it is dark.

Places to go, things to see,
Out and about, my mom and me.


We go to the airport,
We see some planes.
We go to the station
And see some trains.

Places to go, things to see,
Out and about, my mom and me.



1 Listen, point, and repeat.  106

Magic e
makes the
vowel long!




2 Listen and chant.  107

Open the gate,
The gate, gate, gate.

See the lake,
The lake, lake, lake.


A smile on your face,
Your face, face, face.

Here is a cake,
A cake, cake, cake.



3 Read the chant again. Circle the sound a _ e.


4 Listen and complete the words.  108



cake




__ a _ e



__ a _ e




__ a _ e



__ a _ e

Lesson Five

Reading

- 1 Look at the picture. Where does she work? What animals can you see?
- 2 Listen and read.  109

She works at a zoo!

I'm at the zoo with Molly. Molly works at the zoo. She looks after the big animals; elephants, giraffes, lions, and tigers. Molly says,

"My favorite animals are the elephants. We have six elephants at the zoo."



Molly gets up every day at six o'clock. She starts work at seven o'clock. She feeds the lions and tigers. They eat meat. Then she feeds the giraffes and the elephants. They eat vegetables. Molly says,

"I go home at three o'clock. I'm always happy. I love my job!"



- 3 Read again. Circle the false word and write the correct word.

1 Molly works at a bank.

ZOO

2 Her favorite animals are the tigers.

3 There are four elephants at the zoo.

4 Molly gets up at nine o'clock.

5 The lions eat salad.

6 Molly is always sad.

Listening

1 Listen and circle the correct word.  110

- 1 Peter looks after the **big** / little animals.
- 2 His favorite animals are the **lions** / **parrots** / **monkeys**.
- 3 There are **23** / **32** / **17** monkeys at the zoo.
- 4 There are **five** / **four** / **seven** parrots at the zoo.
- 5 Fred is **blue and green** / **black and white** / **yellow and pink**.
- 6 Fred can **write** / **read** / **talk**.

Speaking

2 Ask and answer.

What are Peter's favorite animals?

They're monkeys.

How many monkeys are there?

There are ...

Writing preparation

3 Circle the commas. Underline *and*.

She looks after elephants, giraffes, lions, and tigers.

- 1 For breakfast I eat bread, cheese, and yogurt.
- 2 In my room there is a bed, a cabinet, a rug, and a chair.
- 3 I like lions, tigers, monkeys, and zebras.
- 4 In my lunchbox I have a sandwich, a drink, and a cookie.

Complete
the writing
task on
page 77
of the
Workbook.



Review 3

1 Circle the odd-one-out. Write.

- 1 night hospital school airport night
- 2 morning float afternoon evening _____
- 3 get up go to school go home planes _____
- 4 zoo police station heavy train station _____

2 Read and circle.



- 1 My name is Maria. I like / likes balloons.
- 2 I ~~doesn't like~~ / ~~don't like~~ nuts or candy.
- 3 This is my brother, Jose. He ~~doesn't like~~ / ~~don't like~~ chocolate or cakes.
- 4 He like / likes bananas and nuts.
- 5 My mom really likes / like nuts and pastries.
- 6 She ~~doesn't like~~ / ~~don't like~~ balloons.

3 Look and write. How Can I'd Anything



4 Look and match.



- 1 She goes to school at
- 2 She goes to bed at
- 3 She goes home at
- 4 She has breakfast at

c


- a seven o'clock in the morning.
- b nine o'clock at night.
- c eight o'clock in the morning.
- d three o'clock in the afternoon.

5 Say and point.

She goes to school at eight o'clock in the morning.

She ...

6 Look and circle the beginning sound.



cl gl sl



sm sn st



cl gl sl



sn st sk



cl gl sl



sm sn st

7 Read and color.

My work in Units 7, 8, and 9 is



OK



Good



Excellent




Lesson One Words


1 Listen, point, and repeat. 🎧 111




raining




windy



hot



cold




snowing



sunny

2 Listen and chant. 🎧 112

3 Listen and read. 🎧 113



- 1 Listen to the story again and repeat. Act.
- 2 Look and say.

Let's learn!



What's the weather like?
It's windy.



It's raining.



Put on your sun hat.



Don't put on your coat.

3 Write.

Put on Don't put on ~~Open~~ Don't open



Open

the window.



your coat.




the window.



your hat.

4 Point, ask, and answer.


raining windy hot cold snowing sunny



What's the weather like?

It's ...

Lesson Three Song

1 Listen, point, and repeat.  114



fly a kite



make a snowman



wear coats



go outside



go ice skating

2 Listen and sing.  115

3 Sing and do.

Let's sing!

What's the weather like today?

What's the weather, what's the weather,
What's the weather like today?
Is it cold or is it sunny?
Can we go outside to play?


When it's windy, when it's windy,
We go outside, we fly our kite.
The kite goes high up in the sky
And we play until it's night.

When it's snowing, when it's snowing,
We make a snowman in the snow.
We wear our coats and play together,
Until it's time to go.

When it's sunny, when it's sunny,
We wear our hats and go outside.
We play together at the park,
And have a fun time on the slide.


What's the weather, what's the weather ...



1 Listen, point, and repeat.  116



2 Listen and chant.  117



3 Read the chant again. Circle the sound i e.

4 Listen and complete the words.  118



line



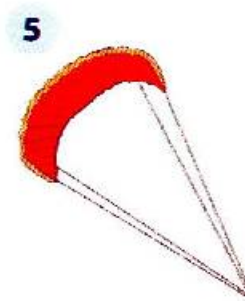
__ i __ e



__ i __ e



__ i __ e



__ i __ e


Skills Time!


Lesson Five

Reading


- 1 Look at the pictures. What is the weather like?
- 2 Listen and read.  119


Here is the weather ...






It's six o'clock in the morning. Here is the weather news. It's very cold outside. Wear warm coats and hats. Have a nice morning.





Here is the weather at nine o'clock. It's raining now. Don't forget your umbrellas and your raincoats. Don't get wet!


It's two o'clock in the afternoon. The weather now is sunny and hot. Don't forget your sun hats and sunglasses. Have a nice afternoon in the sun.




It's seven o'clock and here is the weather. It's very windy outside now. It's a good time to fly a kite. But don't let your hats fly away!

3 Read again. Match.

- 1 six o'clock b 2 nine o'clock 3 two o'clock 4 seven o'clock




Listening

1 Listen and check (✓) the correct picture.  120



1 Monday



2 Wednesday



3 Friday



4 Sunday



Speaking

2 Point, ask, and answer.

sunny raining windy cold hot snowing



Monday



Tuesday



Wednesday



Thursday



Friday



Saturday

It's Monday. What's the weather like?

It's ...

Writing preparation

3 Circle the verbs. Underline the adjectives.

He wears his big coat.

1 She opens her yellow umbrella.

2 He eats a hot pizza.

3 I drink a cold milkshake.

4 We have small hats.

Remember!

Adjectives are describing words.

Complete the writing task on page 85 of the Workbook.



Everyday English

1 Watch and listen. Read and say.   121



1
 Kate: Are you free after school today?
 Ellie: Sorry. I'm not free today.
 Kate: How about on Tuesday?
 Ellie: Yes, that's fine.



2
 Kate: We can play with my doll's house.
 Ellie: Great. I'll ask my mom. Oops!
 Ellie: Sorry, Mrs. Smith.

2 Watch and listen. Write.   122

sorry free That's can

1 Oh, are you free after school?
 We _____ play catch.

3 _____ OK. I'll ask
 my friend, Alice. She
 likes sports.



3 **Speaking** Ask and answer.

Monday Tuesday Wednesday mom dad grandma grandpa



Are you free after school on Tuesday?

Sorry, I'm not free on Tuesday.


How about Wednesday?

Yes, that's fine. I'll ask my dad.




1 Watch the story again. Act. 

2 Make a mini book.



1 Fold the paper in half. Then fold it again.



2 Cut along the top of the book. Your book now has eight pages.



3 Color and glue the pictures. Or draw your own activities.



4 Write about your activities in the book.

3 **Speaking** Use the mini book and say.




Are you free on Friday?

Sorry, I'm not free. I go swimming on Friday.

How about Sunday?

Yes, that's fine.

We can listen to music.



11

What are you wearing?


Lesson One Words

1 Listen, point, and repeat. 123

2 Listen and chant. 124



skirt



scarf



gloves



jeans




boots



shirt

3 Listen and read. 125



1 Listen to the story again and repeat. Act.

2 Look and say.

Let's learn!



What **are** you wearing?
I'm wearing
a blue skirt.



What's **he** wearing?
He's wearing
a yellow shirt.



What's **she** wearing?
She's wearing
red pants.

3 Match and write.

skirt gloves jeans boots shirt

1 What are you wearing?

b

a He's wearing
blue _____.



2 What's Joe wearing?

b I'm wearing
a black _____.



3 What's Milly wearing?

c He's wearing
a red _____.



4 What's Tim wearing?

d She's wearing
green _____.



5 What's Rosy wearing?

e She's wearing
brown _____.




4 Ask and answer.

What's Joe wearing?

He's wearing ...

Lesson Three Song

1 Listen, point, and repeat.  126



2:00
two o'clock



2:15
two fifteen



2:30
two thirty



2:45
two forty-five

2 Listen and sing.  127

3 Sing and do.


Let's sing!

What time is it?



What time is it?
It's three o'clock.
What time is it?
It's three o'clock.

There's a train, there's a train
On Platform A.



What time is it?
It's three fifteen.
What time is it?
It's three fifteen.

There's a train, there's a train
On Platform B.



What time is it?
It's three thirty.
What time is it?
It's three thirty.


There's a train, there's a train
On Platform C.




What time is it?
It's three forty-five.
What time is it?
It's three forty-five.

There's a train, there's a train
On Platform D.



1 Listen, point, and repeat.  128



2 Listen and chant.  129

irLanguage.com

The fox has my rope.
The fox is on a stone.

Hurry up, fox.
I want to go home.

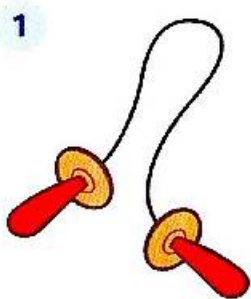
My nose is cold.
Here is a bone.

Hurry up, fox.
I want to go home.



3 Read the chant again. Circle the sound o _ e.

4 Listen and complete the words.  130



rope



_ o _ e



_ _ o _ e



_ o _ e



_ o _ e

Lesson Five

Reading

1 Look at the picture. What can you see?

2 Listen and read. 131

At the airport

At the airport,
Planes come and planes go.
Where are they going?
I don't always know.

There are lots of people,
Some are short, some are tall.
Adults and children,
I can't count them all.

They have red coats, green coats,
Yellow coats, blue.
They have long hair, short hair,
And curly hair too.

I look through the window,
Planes go up, planes go down.
Some are not moving.
Some are turning around.

The plane is here now.
It's two thirty.
And here come my cousins,
I love my family.

3 Read again. Circle the correct word.

1 They are at the airport / station.


3 Some people are happy / tall.


5 The boy's cousins / friends are here.

2 It's eleven / two thirty.

4 The boy can see planes / trains.

Listening

1 Listen and number.  132



Speaking

2 Point, ask, and answer.

What's he wearing? He's wearing...

She's wearing white socks. Who is it? It's number...

Writing preparation

3 Check (✓) the correct clock.

It's two forty-five.



1 It's nine fifteen.




2 It's six forty-five.



3 It's three forty-five.



4 It's eight fifteen.



Complete the writing task on page 93 of the Workbook.



Social Studies Time!

Topic: Exercise

1 Listen, point, and repeat. 133



heart



oxygen



muscles



breathe



bend


2 Listen and read. 134

Exercise is fun and really good for you. It is very good for your heart. When you breathe, you take in oxygen from the air. Your heart sends the oxygen around your body. When you exercise, your body gets more oxygen and your heart gets strong.

Exercise also makes your muscles strong. You can lift heavier things. Some exercises also make you flexible. This means you can bend your body more easily. It's good to have a strong, flexible body.

Find exercises you like. This can be running in the park, playing soccer, swimming, or riding your bike. Exercise every day for an hour or more.

Wonderful Exercise



3 Match.


- 1 A strong heart means...
- 2 Strong muscles mean...
- 3 A flexible body means...
- 4 Exercise is...

 b

- a ...you can bend your body.
- b ...more oxygen in the body.
- c ...fun and good for you.
- d ...you can lift heavy things.

4 Think! What exercise is good for: your heart / your muscles / bending?

1 Listen and check (✓) three activities you don't hear about. 135



2 Project. Do a class survey.




Make the survey chart.



Ask your classmates about the exercise they do. Fill in the survey chart.



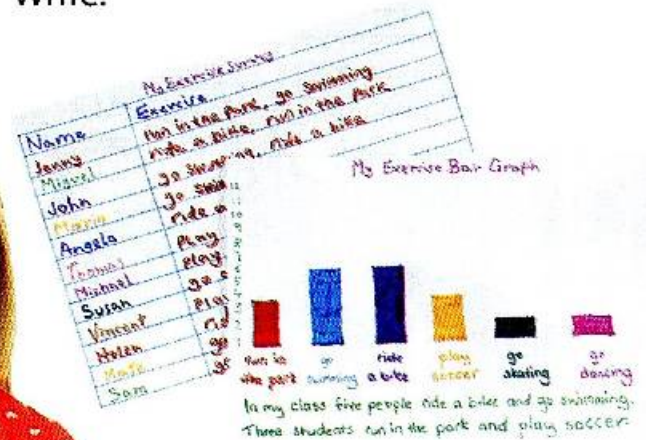

Use the results to make a bar graph.



Write.

3 Talk about your project.

Exercise is very important. In my class, five students ride a bike. This is good for your heart. It's also good for your muscles and makes you flexible ...



12 You're sleeping!

Lesson One Words

1 Listen, point, and repeat. 136



wedding

guests

cake

2 Listen and chant. 137






bride

band

invitation

3 Listen and read. 138



1 Listen to the story again and repeat. Act.

2 Look and say.

Let's learn!



What **are** you doing?
I'm speaking with Dad.



What **are** you doing?
We're watching our wedding.



What's he doing?
He's eating the cake.



What **are** they doing?
They're talking.

3 Look and circle.

1




The girl has a cake / an invitation.
She's reading / singing it.

2



Listen to the band / wedding.
They're eating / playing music.

3



Look at the guests / bride.
She's wearing / eating a white dress.

4




Look at the invitations / guests.
They're sleeping / talking.

5



This is the wedding cake / band.
We're reading / eating it.

Lesson Three Song

1 Listen, point, and repeat.  139



make a cake



wash the car



brush my hair



take photos



choose a dress

2 Listen and sing.  140

3 Sing and do.

Let's sing!

We're getting ready for the wedding!




We're getting ready for the wedding.
My cousin is a lovely bride.
I'm wearing a shirt,
I'm wearing a tie.
I have my family by my side!




Mom's making cakes for the wedding.
Dad is washing the car.
My sister is wearing
A big pink dress.
How excited we all are!



We're getting ready for the wedding.
Now I'm brushing my hair.
My sister is taking lots of photos.
We can't wait to be there!



1 Listen, point, and repeat.  141


June




flute



tube



cube



2 Listen and chant.  142

This month is June
And it's my birthday!
I have a fun cube,
I can play all day.

I have a new flute
For my birthday,
And a poster in a tube.
What a happy day!



3 Read the chant again. Circle the sound u_e.

4 Listen and complete the words.  143

1




tube

2




__ u __ e

3



__ u __ e

4



__ u __ e

Lesson Five

Reading

1 Look at the pictures. What are they doing?

2 Listen and read.  144


reply
forward
delete
save

Dear Hannah,


How are you? We're very well. We're getting ready for our summer party. My brother and I are helping Mom and Dad. We're cooking and cleaning the apartment together.



Look at this photo. I am with my mom and Aunt Lola. We're choosing party dresses. I like the green and white dress.




Look. We like the yellow invitations with purple letters. What do you think?



And here, we're choosing party cakes. My brother likes the little cakes. I like the big chocolate cake.




Write soon.
Love from Bella



3 Read again. Write.

- 1 Who is Bella helping? She's helping her mom and dad.
- 2 What is her aunt's name? Her name's _____.
- 3 What color is Bella's party dress? It's _____ and _____.
- 4 What color are the invitations? They're _____ and _____.
- 5 What cakes does Bella's brother like? He likes the _____ cakes.
- 6 What cake does Bella like? She likes the big _____ cake.

Listening


1 Listen and number.  145



Speaking

2 Point, ask, and answer.

eating dancing taking photos drinking talking



What's he doing?

He's dancing.

What's she ...?

Writing preparation

3 Read and circle *ing*.

I'm **eat**ing my breakfast.

- | | |
|-------------------------------|-------------------------------|
| 1 We're singing songs. | 2 He's talking to his friend. |
| 3 They're listening to music. | 4 She's watching the band. |
| 5 She's choosing a dress. | 6 I'm taking photos. |

Complete the writing task on page 101 of the Workbook.



Review 4

1 Circle the odd-one-out. Write.

- | | | | | | |
|---|---------|---------|---------|--------|--------|
| 1 | bride | wedding | guest | oxygen | oxygen |
| 2 | boots | sunny | shirt | gloves | _____ |
| 3 | band | raining | windy | cold | _____ |
| 4 | fifteen | muscles | o'clock | thirty | _____ |

2 Write.


o'clock thirty forty-five fifteen

hot cold raining snowing windy sunny



It's seven forty-five.

It's cold.



It's nine _____.

It's _____.




It's eight _____.

It's _____.




It's eleven _____.

It's _____.



It's three _____.

It's _____.



It's five _____.

It's _____.

3 Look and number.

How about on Saturday?

1 Are you free on Friday?

We can play soccer.

Yes, that's fine.

Great! I'll ask my grandma.

No, sorry. I'm not free.



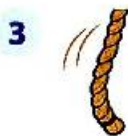
4 Say the word and circle the correct sound.



a_e i_e o_e u_e



a_e i_e o_e u_e



a_e i_e o_e u_e




a_e i_e o_e u_e



a_e i_e o_e u_e

5 Look and match.



Is he dancing?

a No, they aren't.



Are they singing?

b Yes, I am.



Is he drinking?

c Yes, he is.



Are you eating?

d Yes, they are.



Is she playing?

e No, she isn't.



Are they talking?

f No, he isn't.

6 Read and color.

My work in Units 10, 11, and 12 is



OK




Good




Excellent



Lesson One Words

1 Listen, point, and repeat.  146



cow




goat




horse

2 Listen and chant.  147



sheep







donkey



goose

3 Listen and read.  148




- 1 Listen to the story again and repeat. Act.
- 2 Look and say.

Let's learn!




This cow is **bigger than** that cow.




This sheep is **smaller than** that sheep.

- 3 Write. **bigger than** **smaller than** **taller than** **shorter than**




The horse is **bigger than** the goat.



The girl is _____ the boy.




The boy is _____ the girl.



The sheep is _____ the cow.

- 4 Point and say.




The boy is shorter than the girl.

The girl is ...

The goose is ...

The hen is ...

Lesson Three Song

1 Listen, point, and repeat.  149



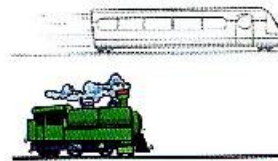
loud



quiet



fast



slow

2 Listen and sing.  150

3 Sing and do.


Let's sing!

On the farm

The chick is quiet on the farm.
 "Cheep, cheep, cheep," says the chick.
 The chick is quiet on the farm.
 "Cheep, cheep, cheep."

The hen is louder than the chick.
 "Cluck, cluck, cluck," says the hen.
 The hen is louder than the chick.
 "Cluck, cluck, cluck."


The goose is louder than the hen.
 "Honk! Honk! Honk!" says the goose ...



The cow is slow on the farm.
 "Clap, clap," goes the cow.
 The cow is slow on the farm.
 "Clap, clap, clap."

The goat is faster than the cow.
 "Clip, clip, clip," goes the goat ...

The horse is faster than the goat.
 "Trot, trot, trot," goes the horse ...

1 Listen, point, and repeat.  151

tree



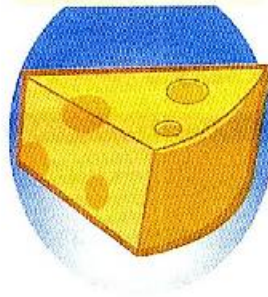
green



three



cheese



feet



2 Listen and chant.  152




Look up at the green tree.
What can you see?
Two feet and a tail.
Count them: one, two, three!




What's in the green tree?
What's hiding there?
A monkey with a piece of cheese,
That's what's hiding there!

3 Read the chant again. Circle the sound ee.

4 Listen and complete the words.  153



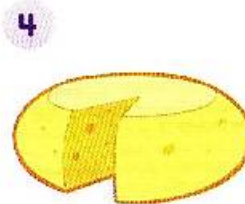
greene



__ ee __



__ ee __



__ ee __



__ ee __

Lesson Five

Reading

1 Look at the pictures. What animals can you see?

2 Listen and read.  154

Dear Parents,

We are happy to say that there's a trip to Apple Farm for all the children in Class 2S. The trip is on Wednesday. On this trip, the children learn about farm life and have fun in the open air.

There are lots of animals on the farm. In the morning, the children can feed the hens and the ducks. They can also see the cows, horses, and goats. The farmer, Mr. James, is very friendly. He teaches the children about life on the farm and about where food comes from. The children can also ride in his big tractor. This is always very popular.

We are traveling by school bus. The bus goes at 9 o'clock, so please don't be late.

Please bring lunchboxes and drinks. Also bring boots, as the farm can be muddy! It is also sunny at the farm, so bring a sun hat too.

Here are some photos of last year's trip.

Best wishes,

Mrs. Evans, Class Teacher (Class 2S)





3 Read again. Circle the correct word.

- 1 The school trip is on Monday / Wednesday.
- 2 They are traveling by bus / train.
- 3 The children can ride on a horse / tractor.
- 4 They can feed the hens / goats.
- 5 It is sunny / raining at the farm.

Listening

1 Listen and number.  155

Hello! I'm Mr. James.



Speaking

2 Look and say. nervous hungry friendly thirsty hot scared

It's nervous. What is it?

It's the horse. It's number 2.

Writing preparation

3 Write *and* to connect the sentences.

This is a cow. This is a goat. This is a cow **and** this is a goat.

- 1 I am seven. My sister is nine.
I am seven _____ my sister is nine.
- 2 There is a sheep. There are chicks.
There is a sheep _____ there are chicks.
- 3 We play soccer. They go swimming.
We play soccer _____ they go swimming.

Complete the writing task on page 109 of the Workbook.





Everyday English

1 Watch and listen. Read and say. 156



Mom: Welcome to the party.
 Kate: This is for you.
 Ellie: Thank you.
 Ellie: Everyone's in the living room.

Kate: Thank you for having me.
 Mom: You're welcome.
 Kate: See you soon, Ellie.
 Ellie: Bye!

2 Watch and listen. Number. 157



3 **Speaking** Point and say.

kitchen dining room living room upstairs downstairs




Welcome to the party. Everyone's in the living room.

This is for you.

Thank you.

Thank you for having me.

You're welcome.

- 1 Watch the story again. Act. 
- 2 Wrap a present.



1 Choose and decorate a present. Cut it out.



2 Cut out the wrapping paper. Fold the dotted lines.

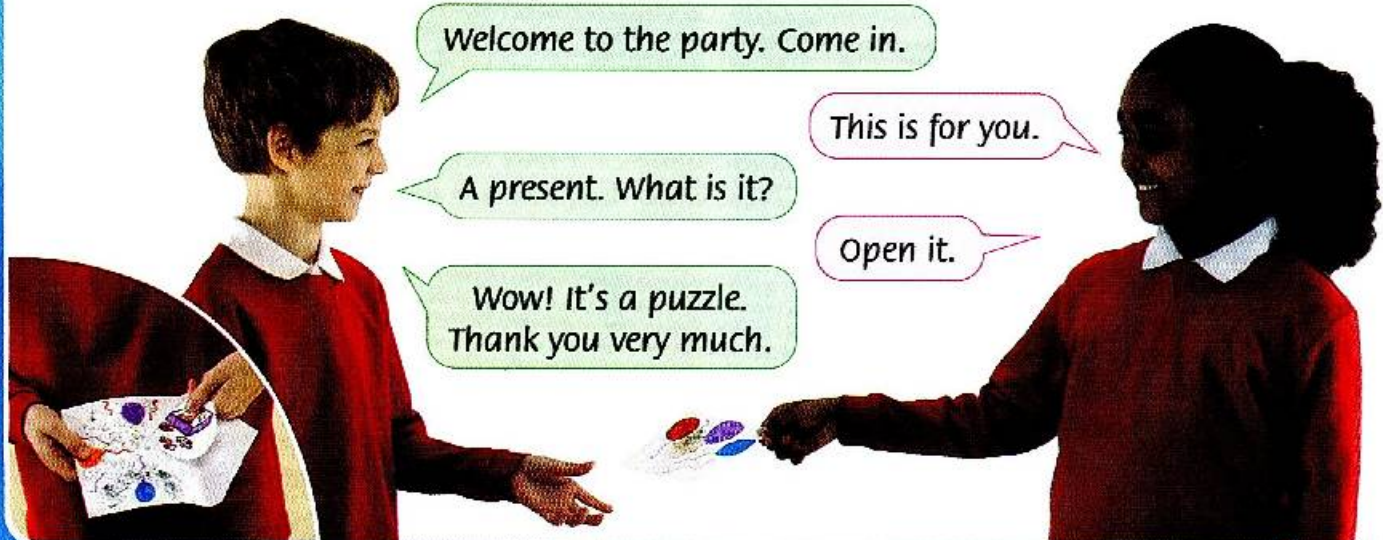


3 Put the present inside. Glue the wrapping paper.



4 Decorate the present.

3 **Speaking** Use the present and say.



Welcome to the party. Come in.

A present. What is it?

Wow! It's a puzzle. Thank you very much.

This is for you.

Open it.

14

Look at the photos!

Lesson One Words

1 Listen, point, and repeat. 158

2 Listen and chant. 159



kind



bad



wet



dry







fridge



photo

3 Listen and read. 160



- 1 Listen to the story again and repeat. Act.
- 2 Look and say.

Let's learn!



I **was** happy.



She **wasn't** wet.



You **were** kind.



They **weren't** sad.

- 3 Look and circle.



She was / were kind.



They wasn't / weren't wet.



He was / were bad.



You wasn't / weren't dry.



I was / were tired.




She wasn't / weren't cold.

- 4 Point and say.

She was kind.

They ...

Lesson Three Song

1 Listen, point, and repeat.  161



neat



messy



floor



trash




dirty

2 Listen and sing.  162

3 Sing and do.

Let's sing!

The house was so messy!



Hello, Mom,
The party was fun.
Everyone was happy,
Each and every one.




But after the party,
Balloons were on the door.
Food was on the table,
And cards were on the floor.


The house was so messy,
So here is your surprise ...
Open the door,
And open your eyes!



The food is in the kitchen,
The house is very neat.
There is no more work to do,
So come and take a seat.


Thank you!



1 Listen, point, and repeat.  163



2 Listen and chant.  164



A lion cub plays with a cube.

Cub, cub, cub.

Cube, cube, cube.

There's a big pin under the pine.

Pin, pin, pin.

Pine, pine, pine.

She has a red cap and a cape.

Cap, cap, cap.

Cape, cape, cape.

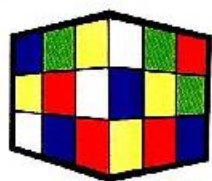


3 Circle the short vowels. Underline the long vowels.

1 Tim 2 cube 3 cap 4 pin 5 cape 6 time 7 cub 8 pine

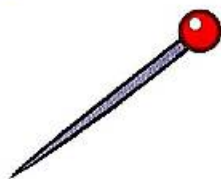
4 Listen and circle the correct word.  165

1



cub / cube

2



pin / pine

3



cap / cape

4



cub / cube

5



pin / pine

Lesson Five

Reading

- 1 Look at the pictures. What are the children wearing?
- 2 Listen and read.  166

Our school play

by Katie Evans



This year, our school play was *Little Red Riding Hood*. The play was in the classroom on Thursday afternoon. Our families were there.

I was the girl. Sidney was the wolf and Zoe was the grandma.

My costume was a big, red coat with a hood.

The play was lots of fun. Our families were happy and proud of us.





We love English. And we love acting English stories. Thank you to our English teacher, Mrs. Hope, for her hard work. Thank you to our families for their help. Second grade was great. Now we are ready for third grade.

3 Read again. Circle the false word and write the correct word.

- 1 The play was on Tuesday. Thursday
- 2 The play was in the morning. _____
- 3 The play was in the school yard. _____
- 4 Katie's costume was blue. _____
- 5 Mrs. Hope is the art teacher. _____

Listening

1 Listen and write *T* (true) or *F* (false).  167



Speaking

2 Look and say. donkey lion birds giraffes

He was a ...

She was a ...

They were ...



Writing preparation

3 Read. Circle *and*. Underline *or*.

I like donkeys and horses. I don't like dogs or cats.

- 1 I don't like tennis or soccer.
- 2 I like cakes and bananas.
- 3 I can't swim or ride a bike.
- 4 The living room was dirty and messy.
- 5 Today we have English and math.
- 6 We don't have science or P.E.

Complete the writing task on page 117 of the Workbook.



Topic: The Desert

1 Listen, point, and repeat. 168



camel



sand dune



leaf



plant



rock

2 Listen and read. 169

The Desert

A desert is a very dry place. It has very little rain and there isn't much water. There are different types of deserts. Some have sand, others have rocks or mountains. There are also deserts covered in ice and snow.

It can be very windy in the desert. In sandy deserts, the wind makes sand dunes. They can look like big mountains.

Plants and animals need water, so how do they survive in the desert? Some plants, like a cactus, keep water in their leaves. Other plants have long roots and take water from under the ground.


Some desert animals drink very little. They get water from plants. Camels can live for a week without water. This is why people often travel on camels in the desert.

3 Circle T (true) or F (false).

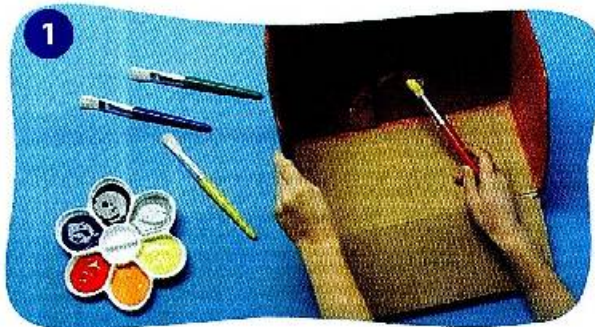
- | | | |
|--|---|---|
| 1 It is always hot in the desert. | T | F |
| 2 There is water in a cactus leaf. | T | F |
| 3 There are sand dunes in snowy deserts. | T | F |
| 4 Camels don't drink water every day. | T | F |

4 Think! What desert animals do you know?

1 Listen and write the number.  170




2 Project. Make a desert scene.



Paint the background of your box with a desert scene.



Make desert animals and glue them into the box.





Make desert plants and glue them into the box.



Put sand, rocks, or cotton wool in your box.

3 Talk about your project.

This is my desert. It is a sandy desert and very windy. There are sand dunes in the background. This is a cactus and it has water in its leaves.



15

Good job!

Lesson One Words

1 Listen, point, and repeat. 🎧 171



man



men



woman



women



child



children

2 Listen and chant. 🎧 172

3 Listen and read. 🎧 173

1 Tell me about school today. Was it good?

Oh yes. It was great!

2 It was the school awards ceremony. We were late.

Hurry up!

3 There weren't any children in the classroom. But there were some teachers.

Where's the awards ceremony?

4 The awards ceremony was in the school yard.

Look! Lots of men, women, and children.

5 There was an award for English.

The award goes to ...

6 ... Rosy and Tim! Well done!

It was a great day!

- 1 Listen to the story again and repeat. Act.
- 2 Look and say.

Let's learn!



There **weren't any** children.



There **were some** teachers.

3 Write.

some any



There weren't any men.
 There weren't _____ children.
 There were _____ women.



There were _____ children.
 There weren't _____ men.
 There weren't _____ women.

4 Point, ask, and answer.

man men woman women child children




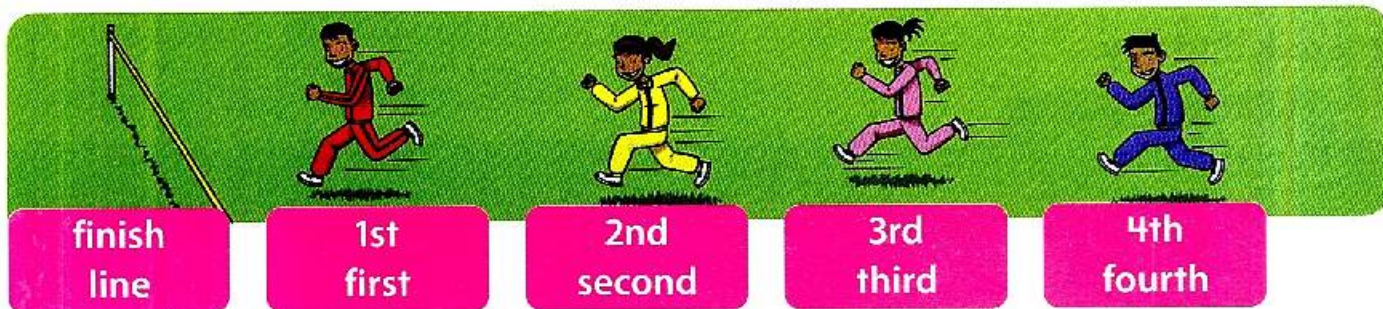
Picture 1. How many men were there?

There were two men.

How many ...?

Lesson Three Song

1 Listen, point, and repeat.  174



2 Listen and sing.  175

3 Sing and do.

Let's sing!

The race

There was a race.
Go, go, go!
Some children were fast,
And some were slow.


Joe was fourth.
He wasn't very fast.
His bag was very heavy,
So he was last.

Emily was third.
She was faster than Joe.
But she lost her shoe,
So she was a little slow.

Oscar was second.
Just behind Kim.
He was very fast,
But she was faster than him.

Kim was first.
Run, run, run!
What a fast runner.
She was number one!



1 Listen, point, and repeat.  176

ng

ring

king

swing



nk

bank

drink

pink



2 Listen and chant.  177



Sing a song while you
swing, swing, swing.

Look at the king with his
ring, ring, ring.

Now you're thirsty, have a
drink, drink, drink.



3 Read the chant again. Circle the sounds *ng* and *nk*.

4 Listen and complete the words.  178



ring



ba_____



swi_____



ki_____



pi_____

Lesson Five

Reading

1 Look at the pictures. What is the horse doing?

2 Listen and read. 179

Suzy is a carousel horse. She is behind a red horse and in front of a blue horse. She goes round and round every day.



But Suzy isn't happy.

"I want to run in the fields," she says. "I want to eat the green grass. I want to be a *real* horse!"

The next day Suzy moves her head. She moves her tail. "Hurrah!" says Suzy. "I'm a real horse now!"



Suzy runs to the field. She eats the green grass. She drinks the fresh water. She is very, very happy.



But that night, Suzy isn't happy. She's cold. She's wet. And she's scared. "I miss my friends." "I miss the red horse and the blue horse," she says.





In the morning, Suzy says goodbye to the green grass. She says goodbye to the fresh water. Suzy goes back to the carousel.

"I'm a happy horse," she says. "I can go round and round every day with my friends, the red horse and the blue horse."



Listening

1 Listen and number.  180



Speaking

2 Point, ask, and answer.

drinking running eating

What's Suzy doing?

She's ...



cold happy scared
sad hot brave

Is she sad?

No, she isn't. She's ...



Writing preparation

3 Circle the *ies* endings. Underline the *s* endings.

baby **babies**
party **parties**

boy **boys**
monkey **monkeys**

Look at the babies.
There aren't any boys.

- 1 There are lots of toys in my bedroom.
- 2 She likes parties.
- 3 Look at the funny monkeys.

Complete the writing task on page 125 of the Workbook.



1 Circle the odd-one-out. Write.

- 1 camel goat horse man man
- 2 kind wet dirty sand dune _____
- 3 photo second fourth first _____
- 4 loud quiet leaf fast _____

2 Look and circle the correct word.



- 1 The girl is taller / shorter than her brother.
- 2 Her coat is smaller / bigger than her brother's coat.
- 3 She is faster / slower than her brother.
- 4 The boy is faster / slower than his sister.

3 Look and write.

You're ~~Everyone's~~ having is

Hello, welcome. Everyone's
in the living room.




Thanks for _____ me.



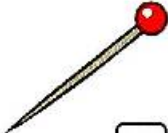
OK. This _____
for you, Grandma.


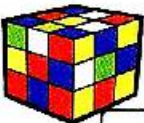

_____ welcome.
See you soon.









4 Check (✓) the picture that contains the sound.


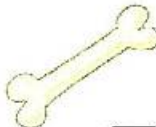

1 u_e   

2 i_e   

3 u   

4 o_e   

5 i   

6 o   

5 Read and circle the correct word.



- 1 On Wednesday, it was / were our school play.
- 2 The children wasn't / weren't in the classroom.
- 3 They was / were in the school yard.
- 4 Our moms and dads was / were there too.
- 5 Our teacher wasn't / weren't sad.
- 6 He was / were very proud of us.
- 7 All the children was / were very happy!

6 Read and color.

My work in Units 13, 14, and 15 is



OK



Good



Excellent




American Family and Friends

Teachers love Family and Friends. The clear structure, fast-paced language syllabus, engaging songs and stories, and comprehensive assessment package make it one of the world's most popular courses for young learners.

- NEW** Fluency Time! sections with functional language to build conversation skills
- NEW** Cross-curricular lessons develop presentation skills and critical thinking
- NEW** Systematic support for differentiated learning
- NEW** Interactive Online Practice and Online Play

Supporting all teachers, developing every child


For students




Student Book



Online Play



eBooks




Workbook
with or without
Online Practice



Online Practice



For teachers



Teacher's Book Plus
with Fluency DVD, Online Practice, and
Assessment and Resource CD-ROM & Audio CD



DIGITAL PACKAGE



Oxford iTools
Digital Classroom Resources




Class Audio CDs



Also available



■ Grammar Friends ■ Readers



■ Oxford Primary Skills: Reading and Writing



Teacher's Resource Pack
with Story Posters, Phonics Cards, and Flashcards

OXFORD
UNIVERSITY PRESS



SHAPING learning TOGETHER