


American

# Family and Friends

2nd Edition

# 1

## Workbook



OXFORD

[www.irLanguage.com](http://www.irLanguage.com)

مرجع زبان ایرانیان

Naomi Simmons



American  
**Family  
and  
Friends**  
2nd Edition  
**1**  
**Workbook**



مرجع آموزش زبان ایرانیان  
**IR**  
www.irLanguage.com

این مجموعه با لوگوی مرجع زبان ایرانیان  
به صورت نشر برخط و حامل به ثبت رسیده است.  
کپی برداری از آن خلاف قانون، شرع و اخلاق است و شامل پیگرد خواهد شد.



# Contents

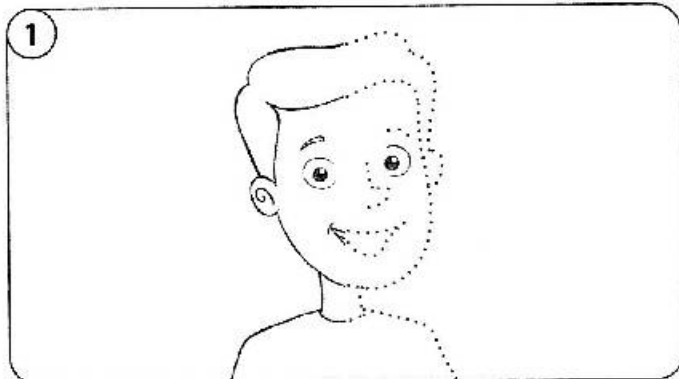
<b>Starter</b>	Hello!	4
<b>Unit 1</b>	What's this?	8
	About me!: Writing about my school things	13
	<b>Fluency Time! 1</b>	14
<b>Unit 2</b>	Playtime!	16
	About me!: Writing about my favorite toys	21
	<b>Math Time!</b>	22
<b>Unit 3</b>	This is my nose!	24
	About me!: Writing about my body	29
	<b>Review 1</b>	30
<b>Unit 4</b>	He's a hero!	32
	About me!: Writing about my family	37
	<b>Fluency Time! 2</b>	38
<b>Unit 5</b>	Where's the ball?	40
	About me!: Writing about the park	45
	<b>Art Time!</b>	46
<b>Unit 6</b>	Billy's teddy bear!	48
	About me!: Writing about my family's things	53
	<b>Review 2</b>	54
<b>Unit 7</b>	Are these his pants?	56
	About me!: Writing about my favorite clothes	61
	<b>Fluency Time! 3</b>	62
<b>Unit 8</b>	Where's Grandma?	64
	About me!: Writing about my home	69
	<b>Social Studies Time!</b>	70
<b>Unit 9</b>	Lunchtime!	72
	About me!: Writing about my lunchbox	77
	<b>Review 3</b>	78

<b>Unit 10</b>	A new friend!	80
	About me!: Writing about my friend	85
	<b>Fluency Time! 4</b>	86
<b>Unit 11</b>	I like monkeys!	88
	About me!: Writing about animals I like	93
	<b>Science Time!</b>	94
<b>Unit 12</b>	Dinnertime!	96
	About me!: Writing about food I like	101
	<b>Review 4</b>	102
<b>Unit 13</b>	Clean up!	104
	About me!: Writing about my bedroom	109
	<b>Fluency Time! 5</b>	110
<b>Unit 14</b>	Action Boy can run!	112
	About me!: Writing about what I can do	117
	<b>Geography Time!</b>	118
<b>Unit 15</b>	Let's play ball!	120
	About me!: Writing about the beach	125
	<b>Review 5</b>	126
	<b>Picture dictionary</b>	128




## Lesson One


### 1 Trace and circle.




My name's **Tim** / **Billy**.



My name's **Rosy** / **Billy**.

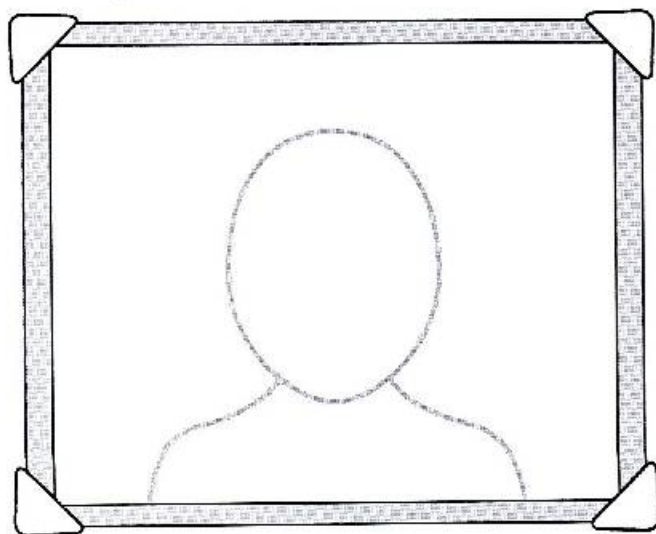


My name's **Miss Jones** / **Tim**.



My name's **Miss Jones** / **Rosy**.

### 2 Draw yourself and write.





What's your name?

My name's \_\_\_\_\_.



1 Write.

name you I'm Bye Hello Tim



2 Match.



- 1 Hello.
- 2 How are you?
- 3 What's your name?
- 4 Goodbye.

- b
- 
- 
- 

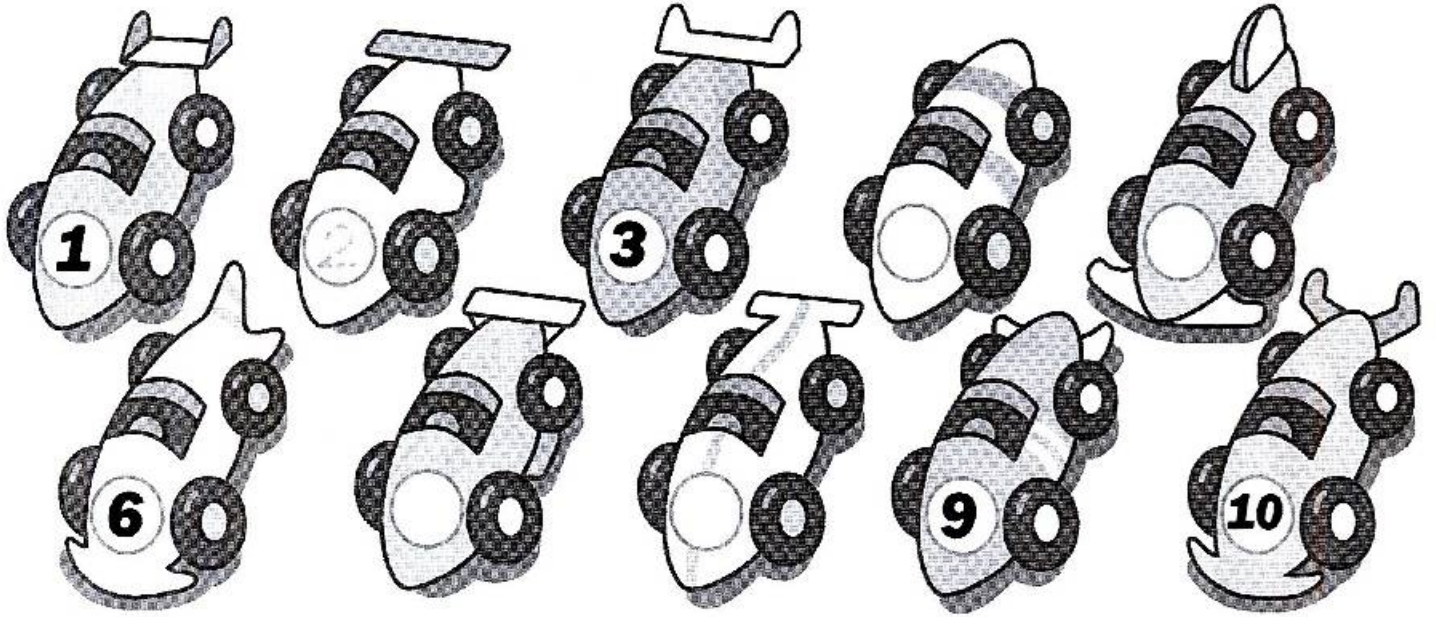
- a Bye.
- b Hello.
- c I'm fine.
- d My name's Tim.



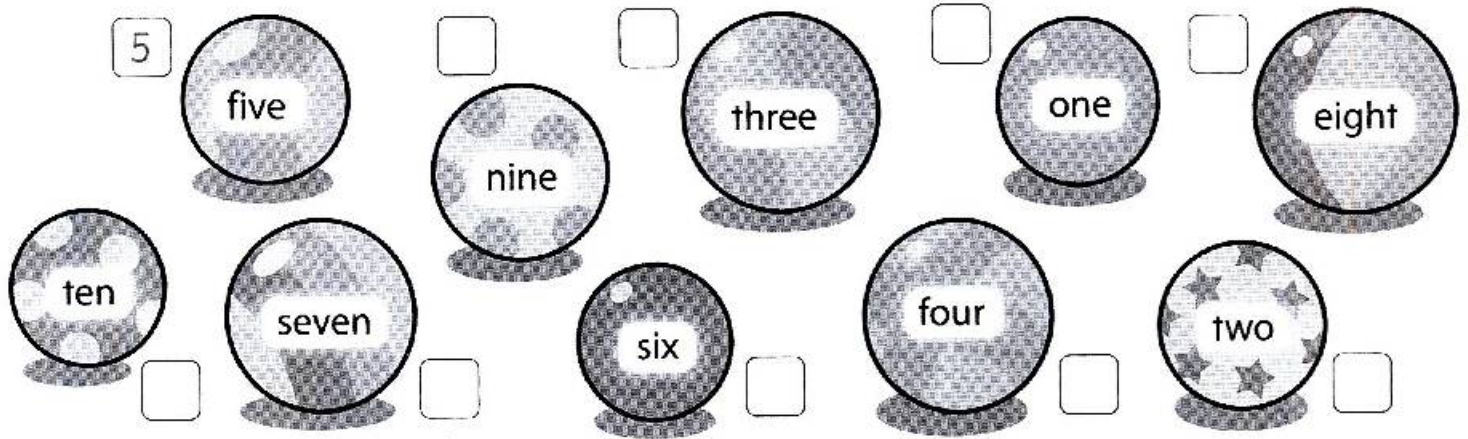


# Lesson Three


1 Write. Then point and say.



2 Write the numbers.




3 Write.



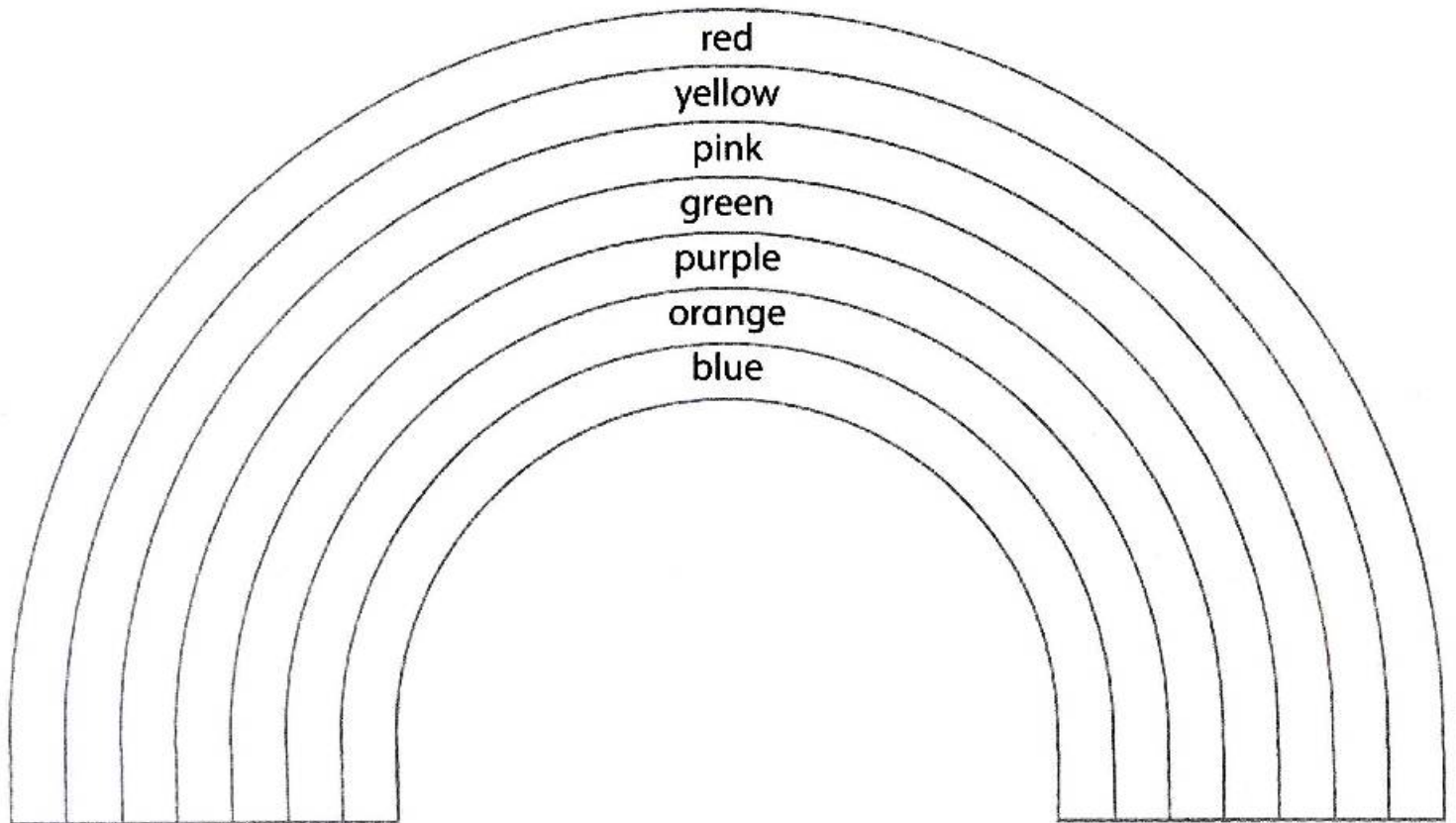


1 Write.

S W M T F ~~S~~ T



2 Read and color.





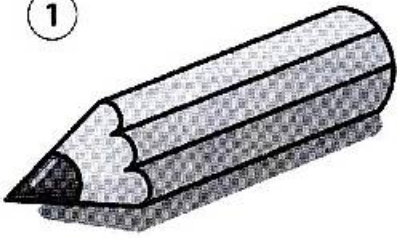
# 1

# What's this?

## Lesson One Words


1 Circle the correct word.

1




book / pencil

2



book / ruler

3



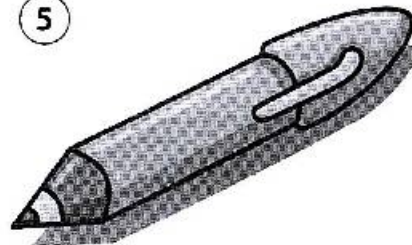
ruler / eraser

4




eraser / pen

5



book / pen

2 Write.



1 ruler \_\_\_\_\_

2 p \_\_\_\_\_

3 b \_\_\_\_\_

4 e \_\_\_\_\_

5 p \_\_\_\_\_



1 Order the words. Match.

1 pen. It's a

It's a pen.

b

2 It's ruler. a

\_\_\_\_\_

3 pencil. a It's

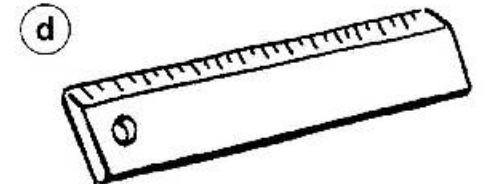
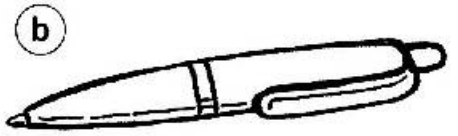
\_\_\_\_\_

4 book. It's a


\_\_\_\_\_

5 an eraser. It's

\_\_\_\_\_

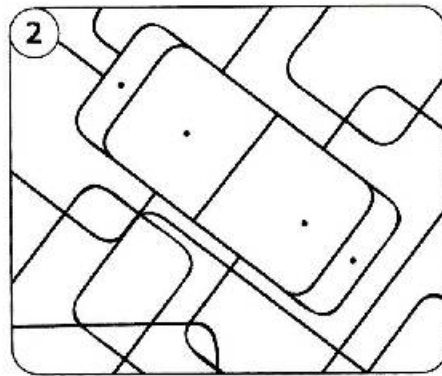


2 Color and write.



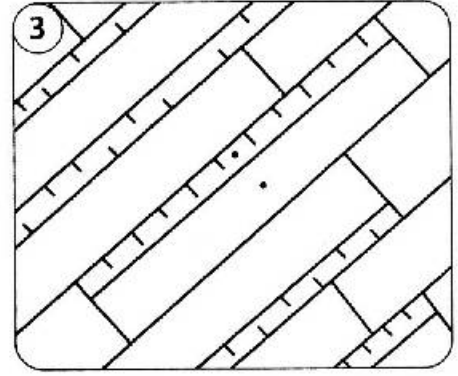
What's this?

It's a pencil.



What's \_\_\_\_\_?

It's \_\_\_\_\_.



What's \_\_\_\_\_?

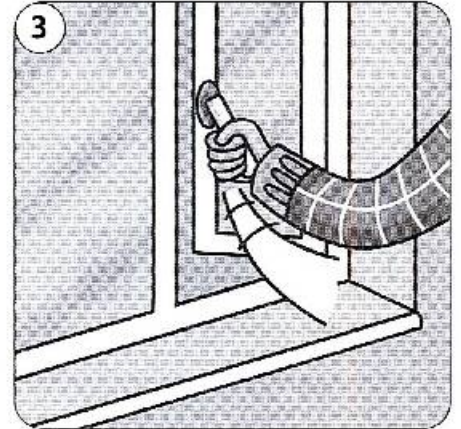

It's \_\_\_\_\_.



# Lesson Three Words

1 Write.

door window bag




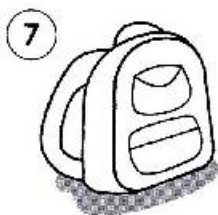

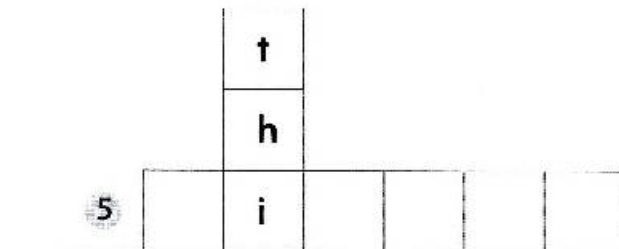
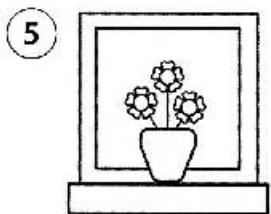
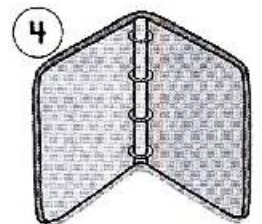
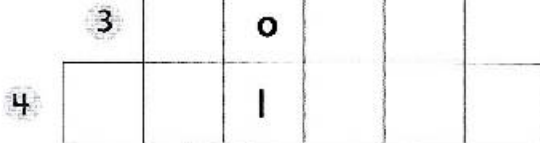
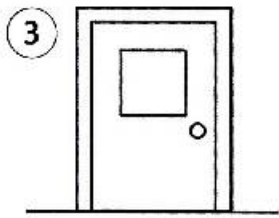

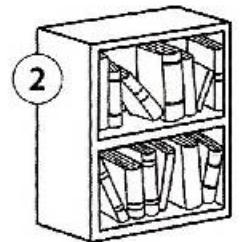
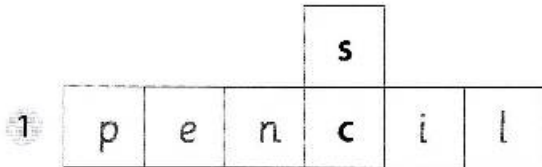
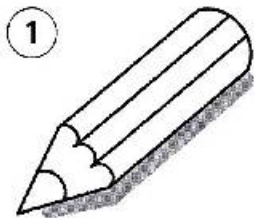
Open the bag.

Close the door.

Open the window.





2 Look and write.

door window pen bag pencil bookcase folder







1 Trace the correct sound.



2 Write.



3 Read and write the letters a, b, c, and d.



The c at likes i rds.

The o g likes a p p l e s.

Here's the a t with the i r d.

Here's the o g with the a p p l e.



4 Match.

A

B

C

D

c

a

d

b



# Skills Time!

## Lesson Five

### Reading

#### 1 Circle the correct word and write.

1



My name's Emma.

Sally Sue Emma

2



This is my school \_\_\_\_\_.

book ruler bag

3



It's an \_\_\_\_\_.

pen eraser bag

4



And this is a blue \_\_\_\_\_.

folder ruler pencil

5



And a red \_\_\_\_\_.

pen pencil eraser

#### 2 Read and color.

This is my pencil case.

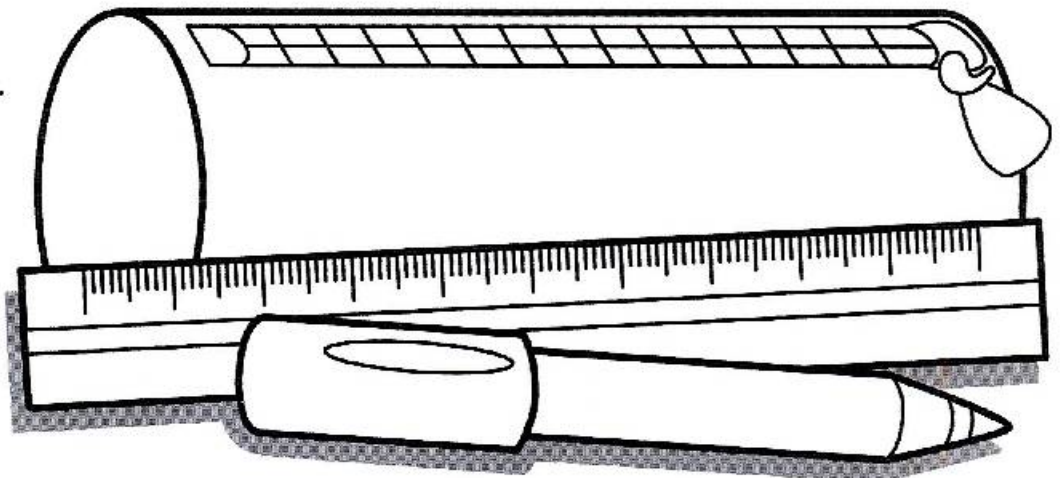
It's green.

This is my pen.

It's red.

This is my ruler.

It's yellow.





## Writing

## 1 Count the words and write.

1 Open your book. 33 Look at this.       5 This is my school bag.       2 It's blue.       4 This is Emma.       6 Look at the train.       

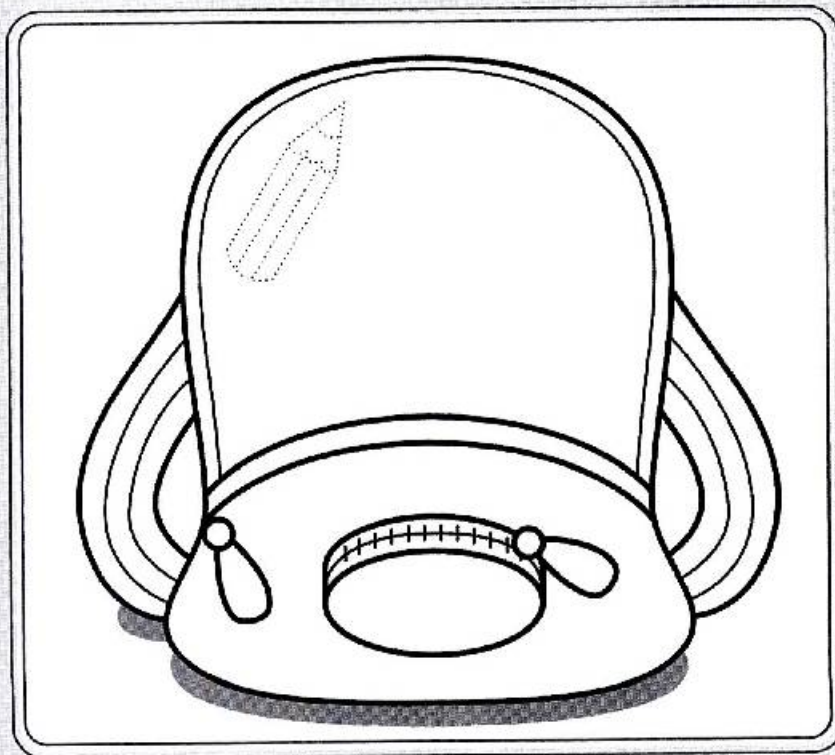
## About me!

## 2 Look at your school things. Write the colors.

red yellow blue green pink purple orange

pen                      pencil                      eraser                     bag                      ruler                      book                     

## 3 Draw, color, and write about three of your school things.


This is a pencil. It's blue.This is a                                     .It's                                     .This is a                                     .It's                                     .This is a                                     .It's                                     .




# Fluency Time! 1

## Everyday English


### 1 Complete the sentences.




Hi, Natalie. How are \_\_\_\_\_ ?



I'm \_\_\_\_\_, thanks.



\_\_\_\_\_ are you?




I'm fine, \_\_\_\_\_.

### 2 Look and write.

2

\_\_\_\_\_





1 Watch and circle. 




Ellie / Kate



Ellie / Mom



James / Dad

2 Watch again. Then match. 

1 Hi, Ellie. How are you?

2 I'm fine, thanks. And how are you?

3 I have Mr. Jenson. Who is your teacher?


4 I don't know.



3 Talk with a friend. Who is your teacher this year?




## 1 Number the picture.



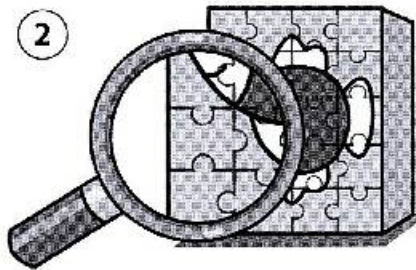
## 2 Look at the picture above. Read and color.

The ball is green. The teddy bear is orange. The car is red.


## 3 Write.



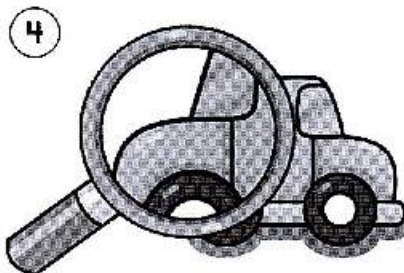
It's a ball.



It's a \_\_\_\_\_.



It's a \_\_\_\_\_.




It's a \_\_\_\_\_.



It's a \_\_\_\_\_.



1 Look at the pictures and match. Then write.



This is my puzzle.



This is \_\_\_\_\_ ball.

my

your



This \_\_\_\_\_ doll.



\_\_\_\_\_ teddy bear.


www. **IR** .com  
irLanguage.com

2 Write.


Yes, it is. No, it isn't.



1 Is it a doll?  
Yes, it is.



2 Is it a teddy bear?  
\_\_\_\_\_



3 Is it a puzzle?  
\_\_\_\_\_



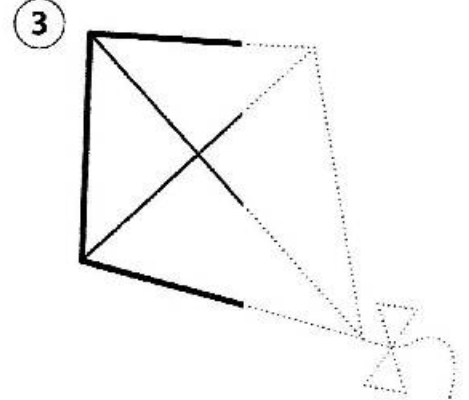
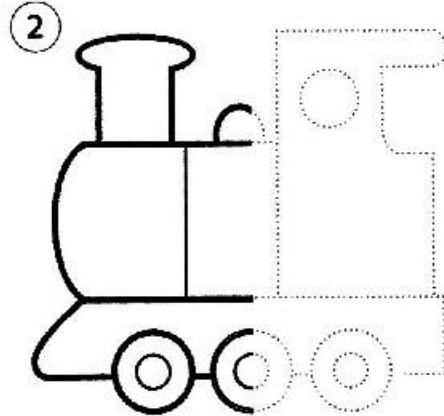
4 Is it a ball?  
\_\_\_\_\_



# Lesson Three Words

## 1 Trace and write.

train ~~bike~~ kite

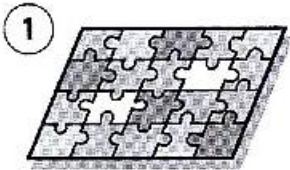


This is my       bike      .

This is my                     .

This is my                     .

## 2 Find and circle the words. Then write.




puzzle                     



b                     



g                     




s                     

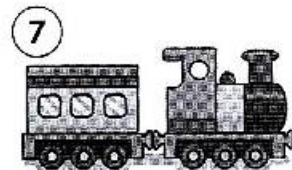
s	g	a	m	e	p
c	★	c	a	r	u
o	b	i	k	e	z
o	★	★	★	★	z
t	k	i	t	e	l
e	d	o	l	l	e
r	t	r	a	i	n




d                     



k                     




t                     




c




1 Say the sound. Say the words. Color the correct picture.




2 Write.




  e   gg



  ig



  oat



  at

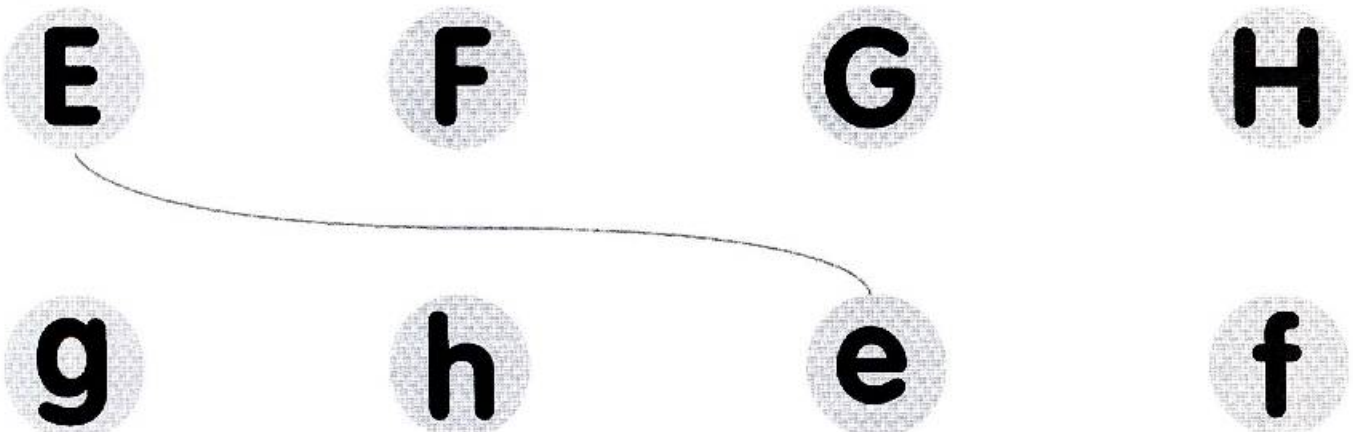
3 Read and write the letters *e*, *f*, *g*, and *h*.



There's an   e   gg with a blue   at.  
 Look, the   oat has a   ig.  
 The   oat likes   igs.



4 Match.





# Skills Time!

## Lesson Five

### Reading

1 Read again and write *T* (true) or *F* (false).


My favorite ...

What's my favorite toy?  
My favorite one of all.  
Is it my scooter? Is it my doll?  
No, it's my orange ball.


What's my favorite color?  
What do you think?  
Is it yellow? Is it white?  
No, it's the color pink.

What's my favorite animal?  
Try to guess the word.  
Is it a zebra? Is it a cat?  
No, it's a pretty bird.

Holly, age 7.



- 1 My favorite toy is a doll.   F
- 2 My favorite toy is a ball.
- 3 My ball is green.
- 4 My ball is orange.
- 5 My favorite color is pink.
- 6 My favorite color is yellow.
- 7 My favorite animal is a zebra.
- 8 My favorite animal is a bird.



2 Write the words in the correct box.

scooter    yellow    white    bird    ball    zebra    car    cat    pink

toys

scooter

colors

animals



**Writing**

1 Circle the words. Write the sentences and match.

1 This is my bike.

This is my bike.

b

2 Open the door.


\_\_\_\_\_.

3 This is my red ball.

\_\_\_\_\_.

4 Close the window.

\_\_\_\_\_.




**About me!**

irLanguage.com

2 Circle your toys. Underline your favorite toy.

bike car train doll teddy bear puzzle kite ball game

3 Draw and write about your toys.



This is my \_\_\_\_\_.

This is \_\_\_\_\_.

This \_\_\_\_\_.

This \_\_\_\_\_.


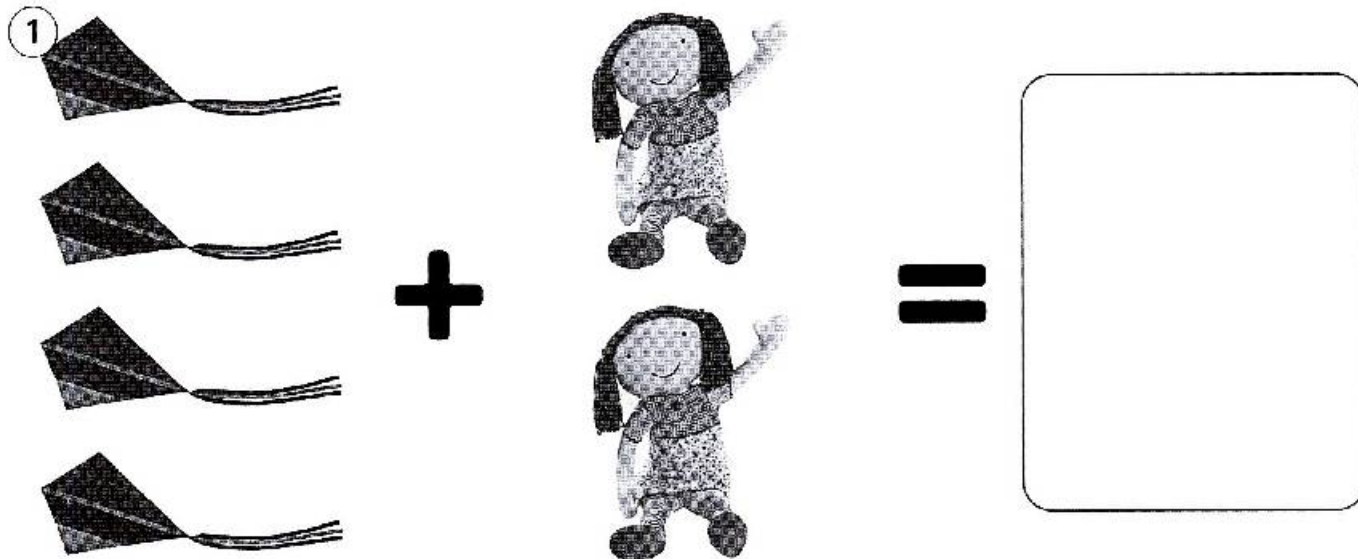
My favorite toy is a \_\_\_\_\_.



# Math Time!

## Topic: Addition

1 Complete the picture additions.



2 Write.

equals teddy bear kites four plus

1 Four \_\_\_\_\_ kites \_\_\_\_\_ plus two dolls \_\_\_\_\_ six.


2 Three balls \_\_\_\_\_ one \_\_\_\_\_ equals \_\_\_\_\_.



1 Listen again. Write.  34


balls plus equals three kites

How many kites \_\_\_\_\_ ?




Four kites

How many \_\_\_\_\_ ?

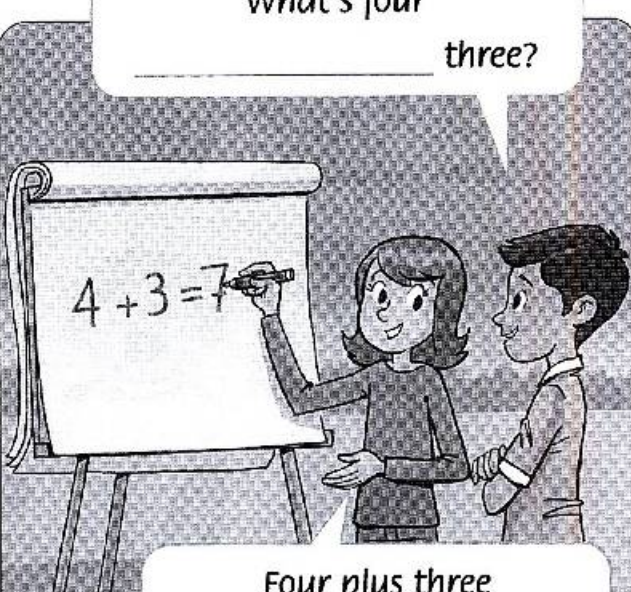


Three balls.

Four kites and \_\_\_\_\_ balls.



What's four \_\_\_\_\_ three?



Four plus three \_\_\_\_\_ seven.

2 Look at Exercise 1. Point and say.




# 3

# This is my nose!

## Lesson One Words

### 1 Number the picture.




- ① leg
- ② face
- ③ ear
- ④ nose
- ⑤ arm

### 2 What's next? Look, draw, and write.

ears   legs   arms   face



arms





1 Count and circle. Then write.

one two



arm / arms

two arms



leg / legs




nose / noses



ear / ears

2 Look at the pictures and match. Then write.



This is


These are






## Lesson Three Words


### 1 Read and trace.



Trace three fingers.




Trace five fingers.



Trace one finger.

### 2 Read and color.



Color the legs yellow.

Color the eyes blue.

Color the nose green.

Color the ears red.

Color the face pink.

Color the hands orange.

Color the shoulders purple.

Color the eyebrows green.

### 3 Look at the picture again and write.

1 The eyes are blue.

2 The \_\_\_\_\_ are red.

3 The \_\_\_\_\_ is green.

4 The \_\_\_\_\_ are purple.

5 The \_\_\_\_\_ are yellow.

6 The \_\_\_\_\_ is pink.



1 Match.

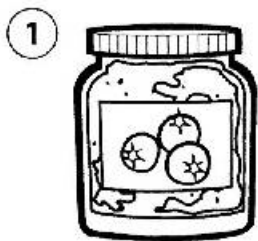
2 Read and write the letters *i*, *j*, *k*, and *l*.



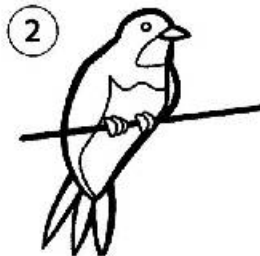
The lion has some   elly.  
 The   ion has some   nk.  
 Look! Here is a   ite.  
 Oops! The   ion is a mess.



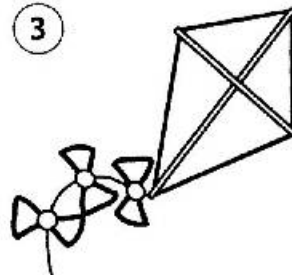
3 Write.



j\_elly



\_ird



\_ite




\_ig



\_ion



\_nk



\_pple



\_at





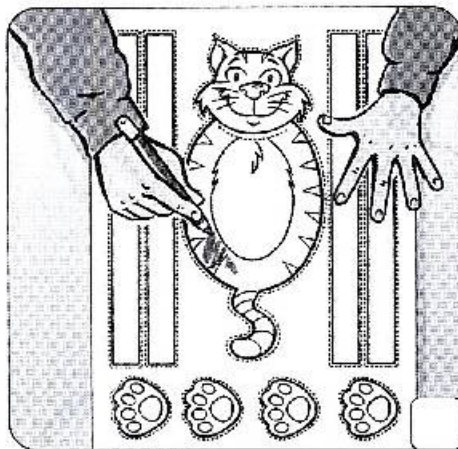



# Skills Time!

## Lesson Five

### Reading

#### 1 Read and number the pictures.

- 1 This is my paper cat.
- 2 Color the face and body. Color the legs and paws.
- 3 Now cut out the body. And cut the face.
- 4 Cut out the four legs. Fold the legs.
- 5 Cut out the paws. Glue the paws on the legs.
- 6 Glue the legs on the body.



#### 2 Read again and circle.

- 1 This is my paper **pen** / **cat**.
- 2 Color the **face** / **hat**.
- 3 Cut out the **four** / **six** legs.
- 4 Glue the **legs** / **fingers** on the body.



**Writing**

**1 Underline the sentences. Count and write.**

- 1 Cut out the four legs. Fold the legs. 2
- 2 This is my nose. —
- 3 This is my pen. This is my pencil. And this is my ruler. —
- 4 It's a folder. It's my red folder. —
- 5 It's orange. The nose is pink. The eyes are green. It's a tiger! —



**About me!**


**2 Match.**

eyes ears nose legs arms face hands fingers eyebrows shoulders

This is my

These are my

**3 Draw and write about your body.**



My name's \_\_\_\_\_.

This is my \_\_\_\_\_.

This \_\_\_\_\_.

These are my \_\_\_\_\_.

These are \_\_\_\_\_.

These \_\_\_\_\_.

\_\_\_\_\_.

\_\_\_\_\_.



## Review 1

## 1 Read and color.

Color the eraser red.


Color the book blue.

Color the bag yellow.

Color the ruler orange.

Color the pen green.

Color the pencil purple.



## 2 Look at the picture again and write ✓ or x.

- |                     |           |                                     |
|---------------------|-----------|-------------------------------------|
| 1 How many boys?    | 2 boys    | <input checked="" type="checkbox"/> |
| 2 How many girls?   | 3 girls   | <input type="checkbox"/>            |
| 3 How many windows? | 8 windows | <input type="checkbox"/>            |
| 4 How many doors?   | 1 door    | <input type="checkbox"/>            |

## 3 Write the words in the correct box.

eyes pen ball eyebrows game ruler hands  
book train puzzle face addition problem

<div style="border: 1px solid black; border-radius: 15px; padding: 5px; width: fit-content; margin: 0 auto;">toys</div> <div style="border: 1px solid black; border-radius: 15px; padding: 10px; margin-top: 10px;"> <p style="text-align: center;">train</p> <hr/> <hr/> <hr/> <hr/> </div>	<div style="border: 1px solid black; border-radius: 15px; padding: 5px; width: fit-content; margin: 0 auto;">school</div> <div style="border: 1px solid black; border-radius: 15px; padding: 10px; margin-top: 10px;"> <hr/> <hr/> <hr/> <hr/> </div>	<div style="border: 1px solid black; border-radius: 15px; padding: 5px; width: fit-content; margin: 0 auto;">body</div> <div style="border: 1px solid black; border-radius: 15px; padding: 10px; margin-top: 10px;"> <hr/> <hr/> <hr/> <hr/> </div>
--	---	---

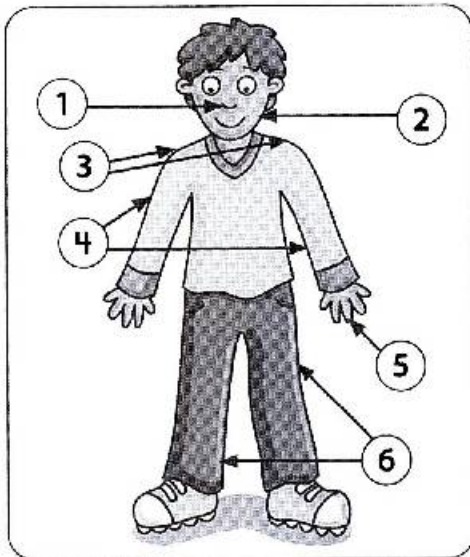


4 Order the words.

- 1 this? What's What's this?
- 2 old you? How are How are you?
- 3 It's scooter. a It's a scooter.
- 4 your name? What's What's your name?


5 Look at the picture and write.

nose face fingers legs  
arms shoulders



- ① This is my nose.
- ② This is my face.
- ③ These are shoulders.
- ④ These are arms.
- ⑤ These are fingers.
- ⑥ These are legs.


6 Write.




a pple



\_oat




\_ig




\_ird



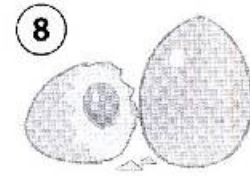
\_elly



\_at



\_nk



\_gg



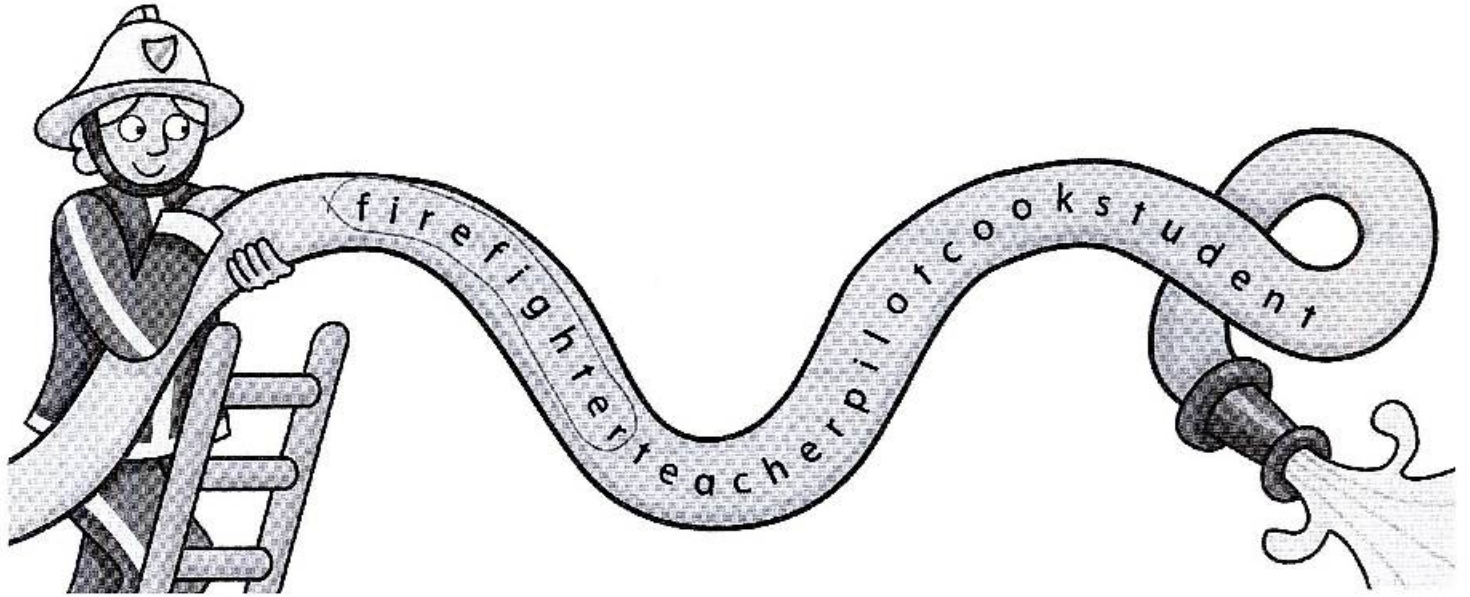
# 4

# He's a hero!

## Lesson One Words

### 1 Find and circle the words.

cook firefighter student teacher pilot



### 2 Match and write.



cook




1 Look at the pictures and match. Then write.

firefighter student teacher pilot



He's

He's a pilot.



a



She's

a



a



2 Order the words.



1 Is a she firefighter? Is she a firefighter?

2 she is. Yes,



3 firefighter? Is a he

4 No, isn't. he




5 a teacher? Is she

6 she Yes, is.



# Lesson Three Words

## 1 Read and match.



He's a farmer.

She's a doctor.

He's a police officer.

## 2 Find and circle the words. Then write.




student \_\_\_\_\_

p	s	t	u	d	e	n	t	★	f
i	m	a	i	l	m	a	n	★	a
l	★	★	★	★	★	★	★	★	r
o	t	e	a	c	h	e	r	★	m
t	d	o	c	t	o	r	★	★	e
z	o	o	k	e	e	p	e	r	r



f \_\_\_\_\_




z \_\_\_\_\_



m \_\_\_\_\_



d \_\_\_\_\_



t \_\_\_\_\_



p \_\_\_\_\_




1 Trace the correct sound.

①



m n

②



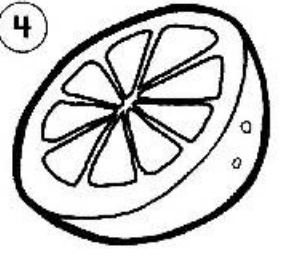
o p

③



m n

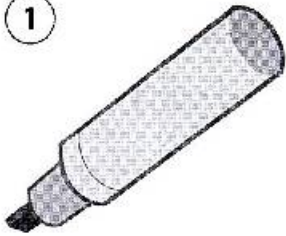
④



n o

2 Write.

①




p en

②



om

③



range

④



urse

3 Read and write the letters m, n, o, and p.



My mom is a uurse.

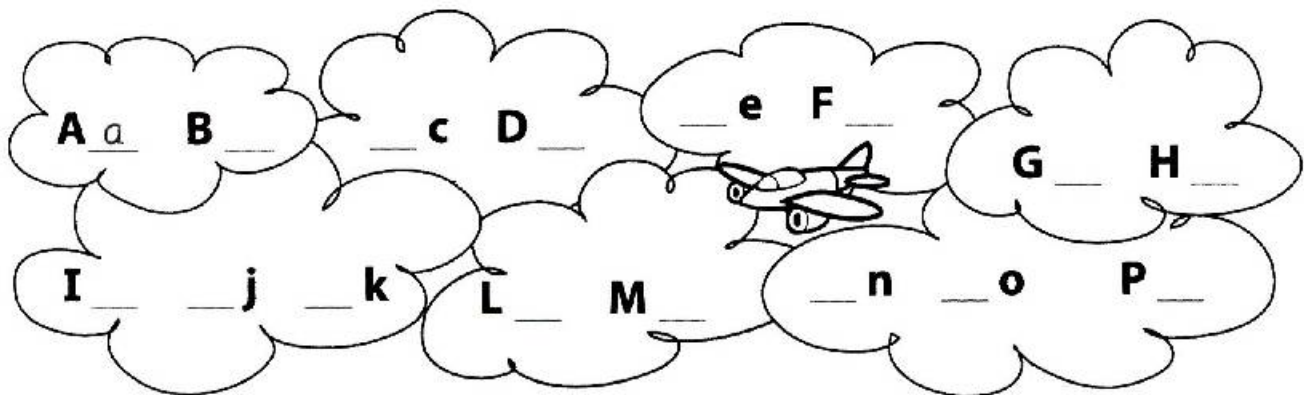
She has an range and a pen.

She can eat the range.

She can write with the pen.



4 Write the capital or small letters.





# Skills Time!

## Lesson Five

### Reading

#### 1 Read.



My name's Harry.  
I'm eight.



This is my dad.  
He's a pilot.



This is my mom.  
She's a teacher.



This is my grandma.  
She's a cook.



And this is my sister, Ella.  
She's six. She's a student.



We're a happy family.

#### 2 Match.

teacher

cook

pilot

student



#### 3 Write the words in the correct box.

eight   ~~mom~~   Harry   pilot   grandma   cook   Ella   six

family

jobs

numbers

names

mom



**Writing**

1 Write the sentences with capital letters and periods.

- 1 this is my grandpa     This is my grandpa.
- 2 he's a mailman     \_\_\_\_\_
- 3 this is my brother     \_\_\_\_\_
- 4 these are my hands     \_\_\_\_\_
- 5 i'm a student     \_\_\_\_\_



**About me!**


2 Write the names of people in your family who have these jobs.

- |                |       |             |       |         |       |
|----------------|-------|-------------|-------|---------|-------|
| cook           | _____ | doctor      | _____ | farmer  | _____ |
| nurse          | _____ | firefighter | _____ | teacher | _____ |
| police officer | _____ | pilot       | _____ | student | _____ |
| zookeeper      | _____ | mailman     | _____ |         |       |

3 Draw your family. Write about their jobs.

He's    She's

This is my grandma. She's a teacher.



This is my \_\_\_\_\_.

\_\_\_\_\_ a \_\_\_\_\_.

This is \_\_\_\_\_.

\_\_\_\_\_ a \_\_\_\_\_.

This \_\_\_\_\_.

\_\_\_\_\_.

This is me. I'm a \_\_\_\_\_.



# Fluency Time! 2

## Everyday English

### 1 Order the words.




Mrs.

White.

is

This

This is Mrs. White.



Nice to meet you.


too.

meet

to

Nice


you,



is

This

James.



meet

Nice

to

you.

meet

Nice

to

too.

you,

### 2 Look and write.






1 Watch and circle. 



Dad / Mrs. Smith



Mrs. Smith / Kate



Mom / Mrs. Smith

2 Watch again. Then match. 

1 Dad, this is Mrs. Smith.

2 Nice to meet you.

3 Nice to meet you, too.

4 Her name is Molly.



3 Talk with a friend. What's your favorite color?

My favorite color is blue.




# 5

# Where's the ball?

## Lesson One Words


### 1 Number the picture.



- ① swing
- ② slide
- ③ seesaw
- ④ goal
- ⑤ tree

### 2 Write.

①



What's this?

It's a tree.

②



What's this?

It's \_\_\_\_\_.


③



What's this?

It's \_\_\_\_\_.

④



What's this?

\_\_\_\_\_

⑤



What's this?

\_\_\_\_\_








# Lesson Three Words

1 Write.


frisbee ice cream pool



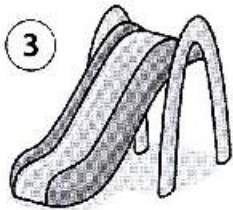
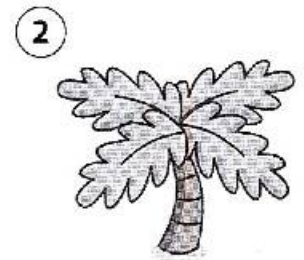
- 1 What's in the pool ? A ball.
- 2 Where's the \_\_\_\_\_ ? It's under the chair.
- 3 Where's the \_\_\_\_\_ ? It's on the table.

2 Look and write.

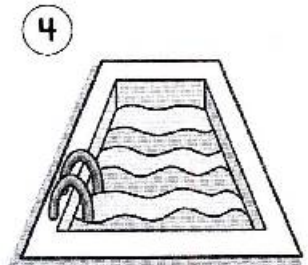
tree seesaw frisbee pool slide ice cream



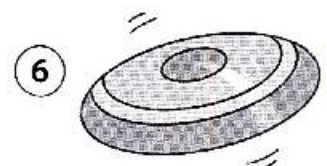
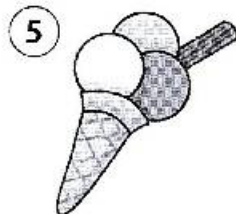
1 s e e s a w  
2 t



3  
t  
h  
e











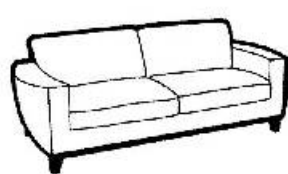



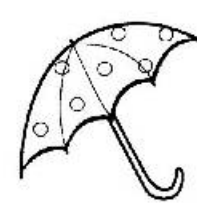


4 p  
5  
a  
6 r  
k






1 Match.

2 Read and write the letters q, r, s, t, and u.



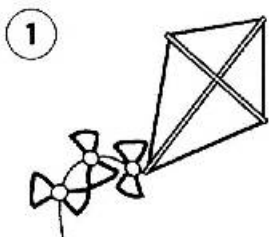
The queen is on the sofa.

The queen has a rabbit.

The riger is on the sofa.

The riger has an umbrella.

3 Write.




kite



nurse



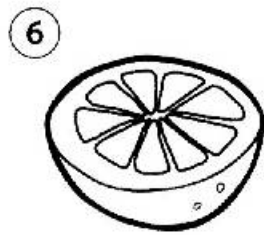
queen




rabbit



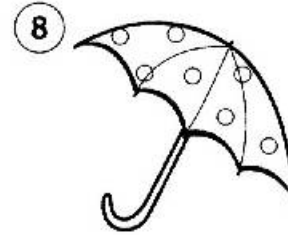
tiger



orange



sofa



umbrella



# Skills Time!


## Lesson Five

### Reading

#### 1 Look at the picture. Read and write.

doll ball ~~bike~~ kite teddy bear

- 1 A toy is under a tree. What is it? It's a bike.
- 2 A toy is on the slide. What is it? It's a \_\_\_\_\_.
- 3 A toy is in the goal. What is it? It's a \_\_\_\_\_.
- 4 A toy is in a tree. What is it? It's a \_\_\_\_\_.
- 5 A toy is on the seesaw. What is it? It's a \_\_\_\_\_.



#### 2 Read and write T (true) or F (false).

- 1 The bike is in a tree. F
- 2 The teddy bear is under the slide. \_\_\_\_\_
- 3 The ball is in the goal. \_\_\_\_\_
- 4 The kite is in a tree. \_\_\_\_\_
- 5 The doll is on the seesaw. \_\_\_\_\_



## Writing

1 Circle the names. Write the sentences with capital letters at the start of the names.

1 My name's (tim).

My name's Tim.

2 This is rosy.

3 rosy and billy are here.

4 tim is a student.



## About me!

2 Circle the things in a park.

lion swing window slide sofa seesaw door  
pool tree queen ball frisbee jungle gym

3 Draw and write about you and your friends at the park.

James is under the tree.

This is me and my friends at the park. I am \_\_\_\_\_ the \_\_\_\_\_.

\_\_\_\_\_ is \_\_\_\_\_ the \_\_\_\_\_.

\_\_\_\_\_ is \_\_\_\_\_ the \_\_\_\_\_.

The \_\_\_\_\_ is \_\_\_\_\_.

The \_\_\_\_\_ is \_\_\_\_\_.



# Art Time!

## Topic: Colors

### 1 Write and color.


light    dark

1 This is green paint.

Add black paint.

It's dark

green.

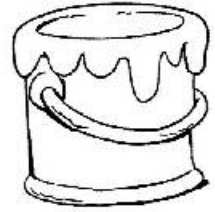


2 This is blue paint.

Add white paint.

It's \_\_\_\_\_

\_\_\_\_\_.




3 This is red paint.

Add black paint.

It's \_\_\_\_\_

\_\_\_\_\_.

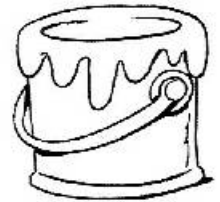


4 This is purple paint.

Add white paint.

It's \_\_\_\_\_

\_\_\_\_\_.




### 2 Read and color.

This is my picture. It's a park. The tree is light green.

The seesaw is light blue. The slide is dark green.



The swings are black. The goal is light purple.





1 Listen again. Write.  69

white this color pink paint What red



2 Look at Exercise 1. Point and say.




# 6

# Billy's teddy bear!

## Lesson One Words

### 1 Number the picture.



- ① mom
- ② dad
- ③ sister
- ④ brother
- ⑤ grandma
- ⑥ grandpa

### 2 Write.

①



This is my \_\_\_\_\_ brother \_\_\_\_\_.

②



This is \_\_\_\_\_.

③



This \_\_\_\_\_.

④




\_\_\_\_\_.

⑤



\_\_\_\_\_.

This is my family.





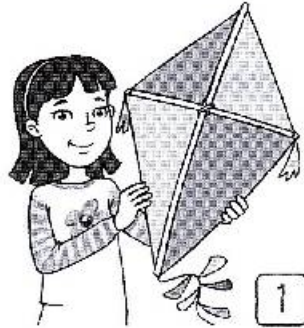

1 Read and number the pictures.

1 It's Rosy's kite.


2 It's Mom's book.

3 It's Grandma's umbrella.

4 It's Dad's bag.



2 Read and color.



Rosy's hat is red. Tim's hat is green.

Rosy's kite is red and orange.

Tim's kite is green and purple.

Rosy's ice cream is brown.

Tim's ice cream is pink.

3 Look at the pictures and write.



This is Grandpa's egg.



This is \_\_\_\_\_ ice cream.



This is \_\_\_\_\_ pen.



This is \_\_\_\_\_ bike.



# Lesson Three Words

1 Color the  words red and the  words yellow.

- mom      grandpa      dad      sister      grandma      brother

2 Find and circle the family words. Then write.



dad \_\_\_\_\_



m \_\_\_\_\_



b \_\_\_\_\_


g	r	a	n	d	m	a	★
r	★	c	o	u	s	i	n
a	s	i	s	t	e	r	★
n	★	m	★	★	★	d	l
d	★	o	★	★	★	a	★
p	★	m	★	★	★	d	★
a	b	r	o	t	h	e	r




s \_\_\_\_\_



c \_\_\_\_\_







g \_\_\_\_\_

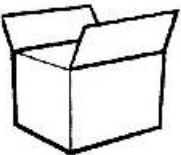

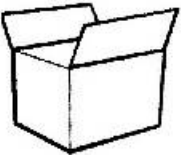





g \_\_\_\_\_



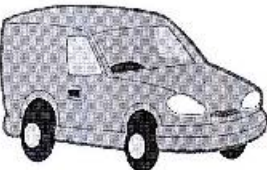




1 Say the sound. Say the words. Color the correct picture.

**Vv**   **Ww**  

**Xx**   **Yy**  


**Zz**  

2 Write.

  an                        indow                      bo                          o-yo                        ebra

3 Read and write the letters v, w, x, y, and z.




Look out of the window.

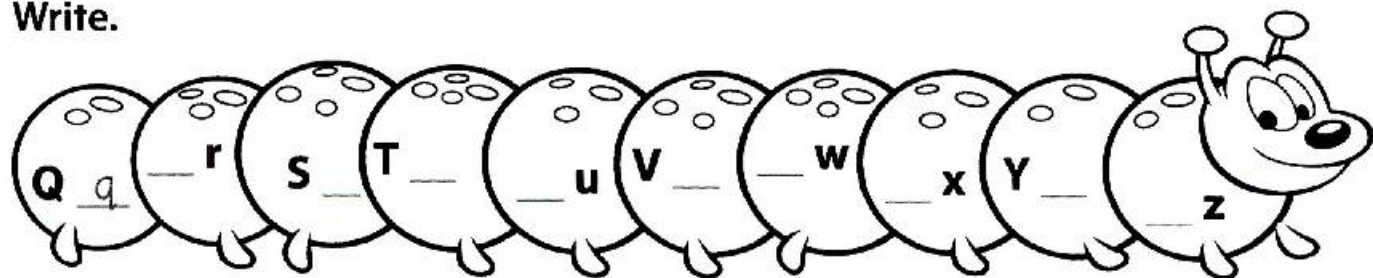
What can you see?

I can see a   ebra in a   an,

And a   o-yo on a bo  .



4 Write.





# Skills Time!





## Lesson Five

### Reading

#### 1 Read and number the pictures.

- 1 My sister's kite is in the tree. Look!
- 2 My dad throws a ball.
- 3 My uncle throws his hat.
- 4 A bird's in the tree. It has the kite.
- 5 Thank you, bird!
- 6 Here's my family with the kite. We are happy now.

Hello, I'm Oli!



#### 2 Read again and write.

kite    uncle    tree    bird    ball

- 1 His sister's kite is in the tree.
- 2 Oli's dad throws a ball.
- 3 Oli's uncle throws his hat.
- 4 A bird is in the tree, too.
- 5 Here's Oli's family with the kite.



## Writing

## 1 Trace and write question marks.

? ? ? ?

## 2 Write with question marks and capital letters.

1 who's this

Who's this?

2 is this your teddy bear

3 where's your bike

4 is it a game

5 what's your name



## About me!

## 3 Choose four family members. Write what they have.

umbrella bag bike pen car hat ball kite scooter

mom

sister

aunt

dad


grandma

uncle

brother

grandpa

cousin

4 Draw and write about their things. *This is my brother's ball.*

This is my \_\_\_\_\_.


This is \_\_\_\_\_.





This \_\_\_\_\_.



# Review 2


## 1 Look and write.



- 1  This is Bob's frisbee.
- 2  This is \_\_\_\_\_ teddy bear.
- 3  This \_\_\_\_\_ ball.
- 4  \_\_\_\_\_ pen.

## 2 Write.

Yes, he is. ~~No, he isn't.~~ Yes, she is. No, she isn't.



Is he a police officer?

No, he isn't.



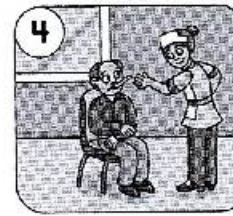
Is she a teacher?

\_\_\_\_\_



Is he a farmer?

\_\_\_\_\_



Is she a zookeeper?

\_\_\_\_\_

## 3 Write the words in the correct box.

doctor    aunt    swing    firefighter    slide    mailman    grandma  
jungle gym    uncle    nurse    cousin    seesaw

**jobs**

doctor

\_\_\_\_\_

\_\_\_\_\_

\_\_\_\_\_

**family**

\_\_\_\_\_

\_\_\_\_\_

\_\_\_\_\_

**park**

\_\_\_\_\_

\_\_\_\_\_

\_\_\_\_\_



4 Order the words.

1 She's student. a

She's a student.


2 my It's ice cream. brother's

3 isn't a She teacher.

4 blue dark It's

5 Write the questions.

frisbee bird book ball



1 Where's the frisbee?

It's in the pool.

2 Where's \_\_\_\_\_ ?

It's under the slide.

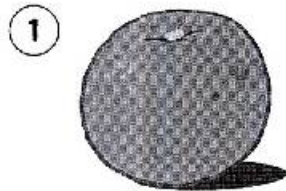
3 \_\_\_\_\_ ?

It's in the tree.

4 \_\_\_\_\_ ?

It's on the swing.


6 Write.



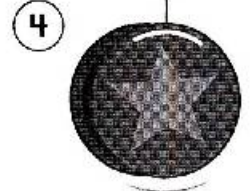
o range



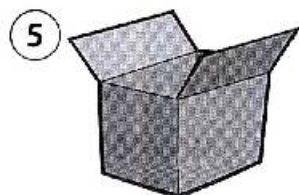
om



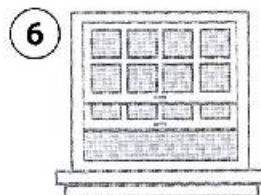
mbrella




o-yo



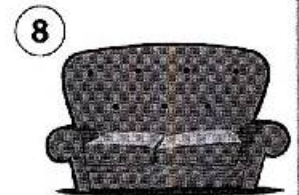
bo\_\_



\_\_indow



\_\_abbit



\_\_ofa



## Lesson One Words

## 1 Circle the correct word.

①



T-shirt / dress

②



shorts / pants

③




socks / shorts

④



dress / T-shirt

## 2 Read and color.



- 1 = blue  
2 = orange  
3 = red  
4 = yellow  
5 = green

## 3 Look at the picture and write.

shorts pants T-shirt socks dress

1 Tim's pants are blue.

2 Tim's \_\_\_\_\_ is orange.

3 Rosy's \_\_\_\_\_ is red.

4 Rosy's \_\_\_\_\_ are yellow.

5 Billy's \_\_\_\_\_ are green.




1 Look at the pictures and match. Then write.

shorts T-shirt pants dress



This is her dress.

his




These are \_\_\_\_\_.




This is \_\_\_\_\_.

her



These are \_\_\_\_\_.

2 Write. Yes, they are. No, they aren't.



1 Are these his shorts?

Yes, they are.



2 Are these her socks?

\_\_\_\_\_



3 Are these her pants?

\_\_\_\_\_



4 Are these his socks?


\_\_\_\_\_




# Lesson Three Words

## 1 Trace and write.

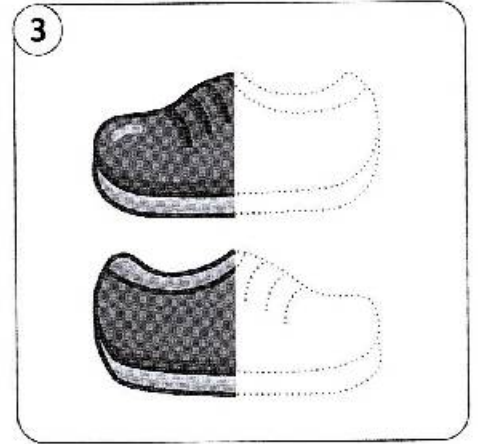
shoes hat coat



This is a \_\_\_\_\_.



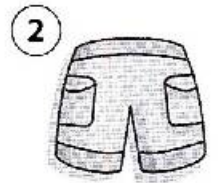
This is a \_\_\_\_\_.



These are \_\_\_\_\_.

## 2 Look and write.

coat tracksuit T-shirt socks shoes sweater pants shorts




1	s	o	c	k	s			
			u					
2			r					
3			c					
			l					
			o					
4								
5			t					
6		-	h					
7			e					
8			s					






1 Join the letters.



2 Write.





# Skills Time!

## Lesson Five

### Reading

1 Read the story again and write.

pants soccer coat socks orange T-shirt

1 Look at these pants and this coat. They're nice.

2 I like these pants, Mom.  
They're orange. All your \_\_\_\_\_ are orange.

3 I like these \_\_\_\_\_.  
And this T-shirt.

4 But I like \_\_\_\_\_.  
It's my favorite color.  
They're orange, too!

5 Max, try on this blue \_\_\_\_\_  
and these green pants.

6 But Mom, orange is my  
team's color!



## Writing

## 1 Trace and write 's.

's 's 's 's \_\_\_\_\_

## 2 Write the sentences with 's.

- 1 Where is my dress? Where's my dress?
- 2 He is seven. \_\_\_\_\_
- 3 It is a bird. \_\_\_\_\_
- 4 What is your name? \_\_\_\_\_
- 5 She is my sister. \_\_\_\_\_




## About me!

## 3 Circle your favorite clothes. Write the color.

blue yellow pink orange red purple green

T-shirt	_____	pants	_____	shorts	_____
shoes	_____	tracksuit	_____	dress	_____
coat	_____	hat	_____	sweater	_____

4 Draw, color, and write about your clothes. This is my coat. It's green.

This is my \_\_\_\_\_. It's \_\_\_\_\_.

This \_\_\_\_\_.

\_\_\_\_\_

These are my \_\_\_\_\_. They're \_\_\_\_\_.

These \_\_\_\_\_.

\_\_\_\_\_

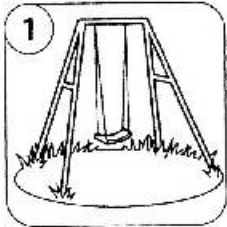


# Fluency Time! 3

## Everyday English

1 Write the questions.


seesaw slide swing jungle gym



1 Can I go on the  
swing, please?



2 Can I go on the  
\_\_\_\_\_, please?





3 Can \_\_\_\_\_  
\_\_\_\_\_, please?



4 \_\_\_\_\_  
\_\_\_\_\_?

2 Look and write.

jungle gym Can careful fine I'm down






**1 Watch and write Yes or No.** 

1 The park is big. Yes

2 The jungle gym is pink. \_\_\_\_\_

3 The car goes under the slide. \_\_\_\_\_



**2 Watch again. Then match.** 

1 *Come down now.*

2 *Dad, can I go on the swing, please?*

3 *Look, I'm on the jungle gym.*

4 *Be careful of the ball, James.*



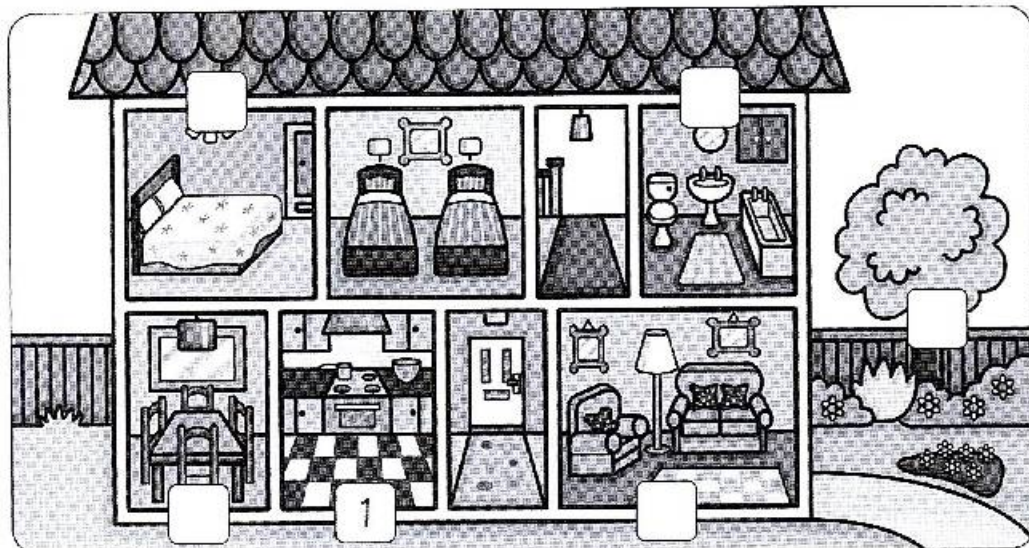
**3 Talk with a friend. What's in your park?**

*In my park there is a jungle gym and a slide.*



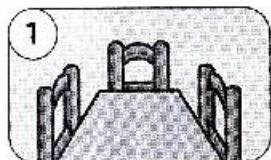
## Lesson One Words

## 1 Number the picture.

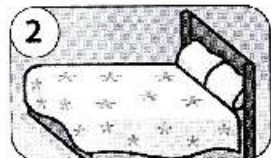


- ① kitchen
- ② living room
- ③ dining room
- ④ bedroom
- ⑤ bathroom
- ⑥ yard


## 2 Write.




This is in the dining room.



This is in \_\_\_\_\_.



This is \_\_\_\_\_.



This \_\_\_\_\_.



\_\_\_\_\_.




1 Follow and write.

1




2




3




4




kitchen



dining room



bedroom



living room

- 1 Where's Rosy? She's in the living room.
- 2 Where are Mom and Dad? They're in the dining room.
- 3 Where are Grandma and Grandpa? They're in the bedroom.
- 4 Where is Billy? He's in the living room.

2 Look and write.


Yes, they are. No, they aren't. Yes, she is. No, he isn't.

- 1 Is Billy in the dining room? No, he isn't.
- 2 Are Grandma and Grandpa in the kitchen? Yes, they are.
- 3 Are Mom and Dad in the living room? No, they aren't.
- 4 Is Rosy in the living room? Yes, she is.




# Lesson Three Words

## 1 Number the picture.




- ① house
- ② apartments
- ③ yard
- ④ upstairs
- ⑤ downstairs

## 2 Find and circle the words. Then write.

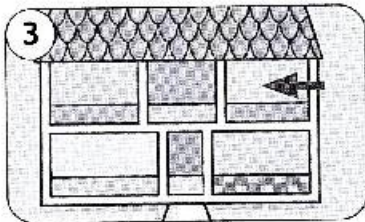


dining room


f	d	u	a	★	y	d
r	o	p	p	★	a	i
o	w	s	a	k	r	n
n	n	t	r	i	d	i
t	s	a	t	t	h	n
d	t	i	m	c	o	g
o	a	r	e	h	u	r
o	i	s	n	e	s	o
r	r	★	t	n	e	o
★	s	★	s	★	★	m




d



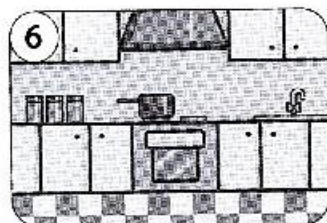
u




f




h



k





a



y



1 Help Shirley find her shoes. Join the letters *sh*.



2 Write.

①




sh oes

②




T-   irt

③



   eep

④



fi   

3 Read and write. Then color.

Shirley's shoes are red,

Her            is blue.

She has a toy           ,

And a toy           , too.

The            is white,

The            is blue.

Shirley wants to play,

With me and you.







# Skills Time!

## Lesson Five

### Reading

#### 1 Look at the picture. Read and point.

My name is Mike. I live in an apartment.  
I live with my mom, my dad,  
my big brother, Paul, and my grandma.  
In my apartment there are three bedrooms.  
One bedroom is for my mom and dad.  
One bedroom is for my grandma.  
And the other bedroom is for me and Paul.  
Also in the apartment, there is a kitchen,  
a big living room, and a bathroom.



#### 2 Read again. Circle and write.

- 1 Mike lives in an apartment.
- 2 Paul is Mike's \_\_\_\_\_.
- 3 There are \_\_\_\_\_ bedrooms.
- 4 One \_\_\_\_\_ is for Mike's grandma.

house apartment yard

brother sister grandpa

two three four

kitchen apartment bedroom



**Writing**

1 Say the vowel letters. Circle the vowels in the words.

a e i o u

bag up pen hat on fig egg  
 box ink

2 Write the words in the correct box.


a	e	i	o	u
bag	_____	_____	_____	_____
_____	_____	_____	_____	_____

 **About me!**

3 Circle the words about your home.

yard kite front door bedroom bathroom zebra  
 kitchen dining room face living room

4 Draw your home. Then write about the rooms.



This is the \_\_\_\_\_.

This is the \_\_\_\_\_.

This is \_\_\_\_\_.

This \_\_\_\_\_.

\_\_\_\_\_

These are the \_\_\_\_\_.


These are \_\_\_\_\_.





# Social Studies Time!

## Topic: Jobs

1 Find and circle the words.




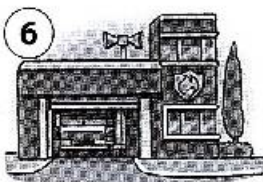
2 Write. Use the words from Exercise 1.

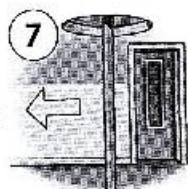
Martin Jones is a  firefighter. This is his  \_\_\_\_\_.

A  ladder is on the truck.

Martin's  \_\_\_\_\_ is red and yellow.

This is his firefighter's  \_\_\_\_\_.

This is the  \_\_\_\_\_.


The firefighters go down a  \_\_\_\_\_.




## 1 Listen again. Write. 101

truck firefighter school His on station helmet I'm


My name's Rosa. Today \_\_\_\_\_ I'm \_\_\_\_\_  
at the fire station with my \_\_\_\_\_  
\_\_\_\_\_ class.



This is Mr. Lewis. He's a \_\_\_\_\_.  
\_\_\_\_\_ uniform is red and yellow.



Look at me. I'm in the fire truck!  
The fire \_\_\_\_\_ is yellow.



And this is a real firefighter's  
\_\_\_\_\_. Look. It's \_\_\_\_\_  
my head. The fire \_\_\_\_\_ is great.



## 2 Look at Exercise 1. Point and say.




## Lesson One Words

## 1 Find and circle the words.

banana orange sandwich cookie lunchbox drink

1



a dlunchbox e l

2




o l t d r i n k w o u

3




u e y c o o k i e w e r

4



p o b a n a n a d o b

5



a d s a n d w i c h p l

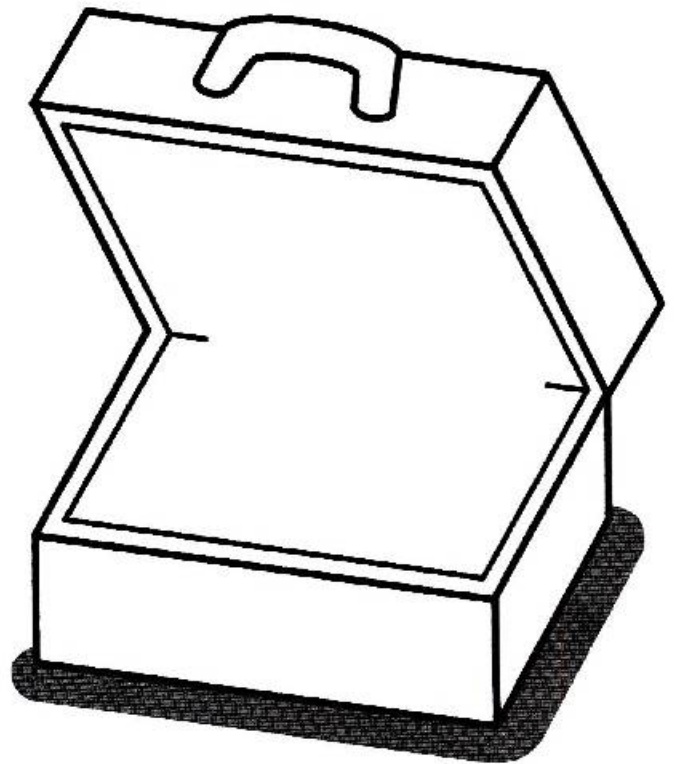
6



o r a n g e e f

2 Look at the pictures and words above.  
Write and draw.

- 1 This is a lunchbox.
- 2 This is a \_\_\_\_\_.
- 3 This is a \_\_\_\_\_.
- 4 This is a \_\_\_\_\_.
- 5 This is a \_\_\_\_\_.
- 6 This is an \_\_\_\_\_.





1 Read and number the pictures.

1 I have an apple and a banana.




3 I have two sandwiches and two apples.

5 I don't have my lunchbox.  
I have a drink.

2 I have a sandwich and a cookie.


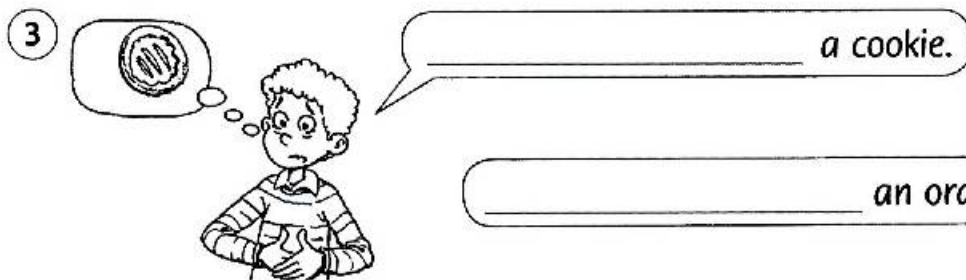
4 I have an apple.  
I don't have a banana.

6 I have my lunchbox.  
I don't have a drink.



2 Read the sentences again. Circle *a* and underline *an*.

3 Write. I have I don't have



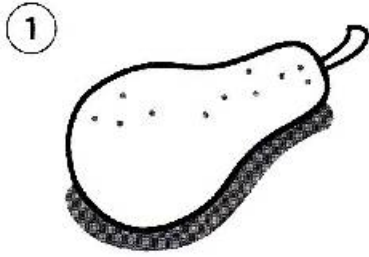




# Lesson Three Words


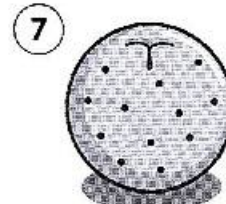


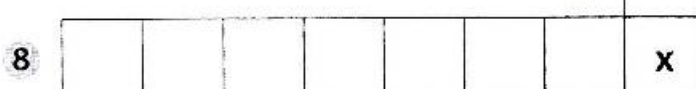





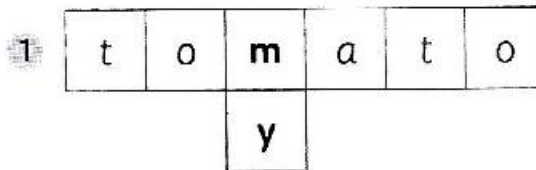
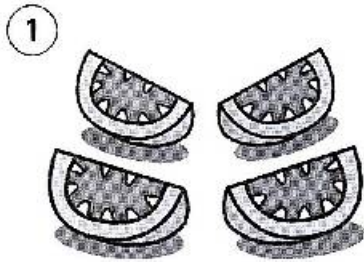
1 Write and color.

tomato grapes pear




2 Look and write.

drink banana fish lunchbox apple  
sandwich tomato orange





1 Help Charlie find the chick. Join the letters *ch*.




2 Write.



Ch arlie



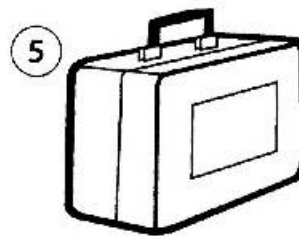
\_\_\_ ick



\_\_\_ air



tea \_\_\_ er



lun \_\_\_ box

3 Read and write.

My name's Charlie.

This is my \_\_\_\_\_.

She's on a \_\_\_\_\_.

She has a little \_\_\_\_\_.

Chirp, chirp, chirp, says the \_\_\_\_\_.

Chirp, chirp, chirp, says the \_\_\_\_\_.

My \_\_\_\_\_'s on a \_\_\_\_\_.

She has a little \_\_\_\_\_.





# Skills Time!

## Lesson Five

### Reading

#### 1 Read.

Hello. I'm Sally and I'm a student. This is my lunchbox. Let's look inside.

I have two sandwiches. One is an egg sandwich.

And the other sandwich is jelly. I have a drink.

It's apple juice. I have an orange and a banana and grapes. I don't have a cookie today.

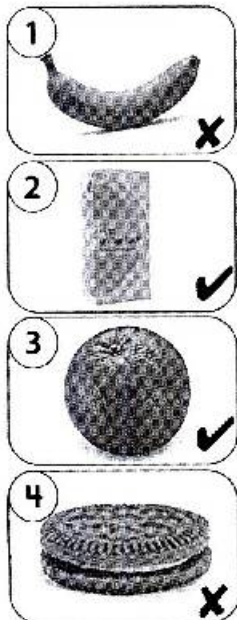
And I don't have a yogurt, but it's a very nice lunch!



#### 2 What's in Sally's lunchbox? Write ✓ or x.

- |                   |       |                    |       |
|-------------------|-------|--------------------|-------|
| 1 an egg sandwich | ✓     | 2 a jelly sandwich | _____ |
| 3 a drink         | _____ | 4 a yogurt         | _____ |
| 5 a pear          | _____ | 6 an orange        | _____ |
| 7 a banana        | _____ | 8 a pineapple      | _____ |
| 9 grapes          | _____ | 10 a cookie        | _____ |

#### 3 Write.




I don't have a banana.

I have a \_\_\_\_\_.

\_\_\_\_\_

\_\_\_\_\_

\_\_\_\_\_





**Writing**

**1 Circle the correct word.**

1 This is a / **an** banana.

3 I have **a** / **an** egg.

5 I don't have **a** / **an** sandwich.

2 This is **a** / **an** apple.

4 I have **a** / **an** orange.


6 I don't have **a** / **an** yogurt.

**2 Write a or an.**

①



Is this a ball?




No, it isn't.

It's \_\_\_\_\_ apple.

②



Is this \_\_\_\_\_ orange?



No, it isn't.

It's \_\_\_\_\_ ball.




**About me!**

**3 Circle the food in your lunchbox today.**

apple yogurt orange grapes banana tomato pear  
cookies sandwich egg drink pineapple cherries

**4 Draw and write about the food in your lunchbox.**



In my lunchbox, I have \_\_\_\_\_.

I have \_\_\_\_\_.

I have \_\_\_\_\_.

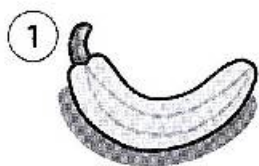
I don't have \_\_\_\_\_.

I \_\_\_\_\_.




# Review 3


## 1 Write a or an.




a banana




\_\_\_ apple




\_\_\_ sandwich




\_\_\_ orange




\_\_\_ cookie



\_\_\_ egg


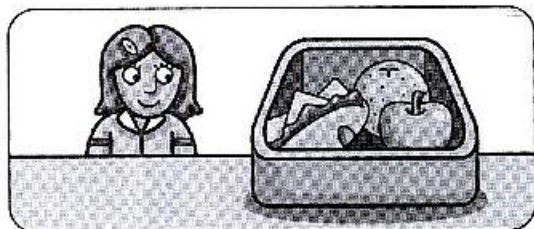


\_\_\_ drink



\_\_\_ tomato

## 2 Look at the pictures and match.



sandwich

egg

apple

his

her


banana

orange

cookie

## 3 Look at the pictures again and write.

I have    I don't have



1 I have   a   sandwich.

2 \_\_\_\_\_ a banana.

3 \_\_\_\_\_ an orange.



4 \_\_\_\_\_ an apple.

5 \_\_\_\_\_ an egg.

6 \_\_\_\_\_ a cookie.



4 Write the words in the correct box.

bedroom pineapple living room helmet socks pear  
bathroom cherries dress grapes kitchen pants

rooms

bedroom

---



---



---



---

clothes

---



---



---



---

food

---



---



---



---

5 Order the words.

1 Grandpa the in yard? Is

Is Grandpa in the yard?

2 his sweater? Is this

\_\_\_\_\_

3 in dining room. She's the

\_\_\_\_\_

4 have drink. I a

\_\_\_\_\_

5 wears He uniform. a

\_\_\_\_\_

6 upstairs? Is Grandma

\_\_\_\_\_

6 Write.

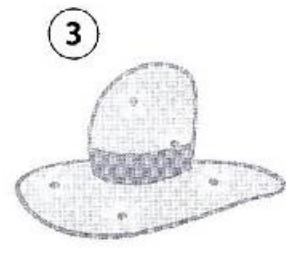
ch sh s e h



c at




    ick



    at



    oes




    ofa



## Lesson One Words

## 1 Draw and color yourself.



## 2 Look at your picture. Read and circle.

1 My eyes are    .

2 My hair is    .

3 My hair is  .

4 My hair is  .

## 3 Write.

1 What color are your eyes?

They're \_\_\_\_\_.

2 What color is your hair?

It's \_\_\_\_\_.

3 Is your hair long or short?

\_\_\_\_\_

4 Is it curly or straight?


\_\_\_\_\_



1 Read, draw, and color.



This is Sarah. She has blue eyes.  
She has long hair.  
It's straight and blond.



This is Rick. He has green eyes.  
He has short hair.  
It's curly and brown.

2 Look at the pictures and write.

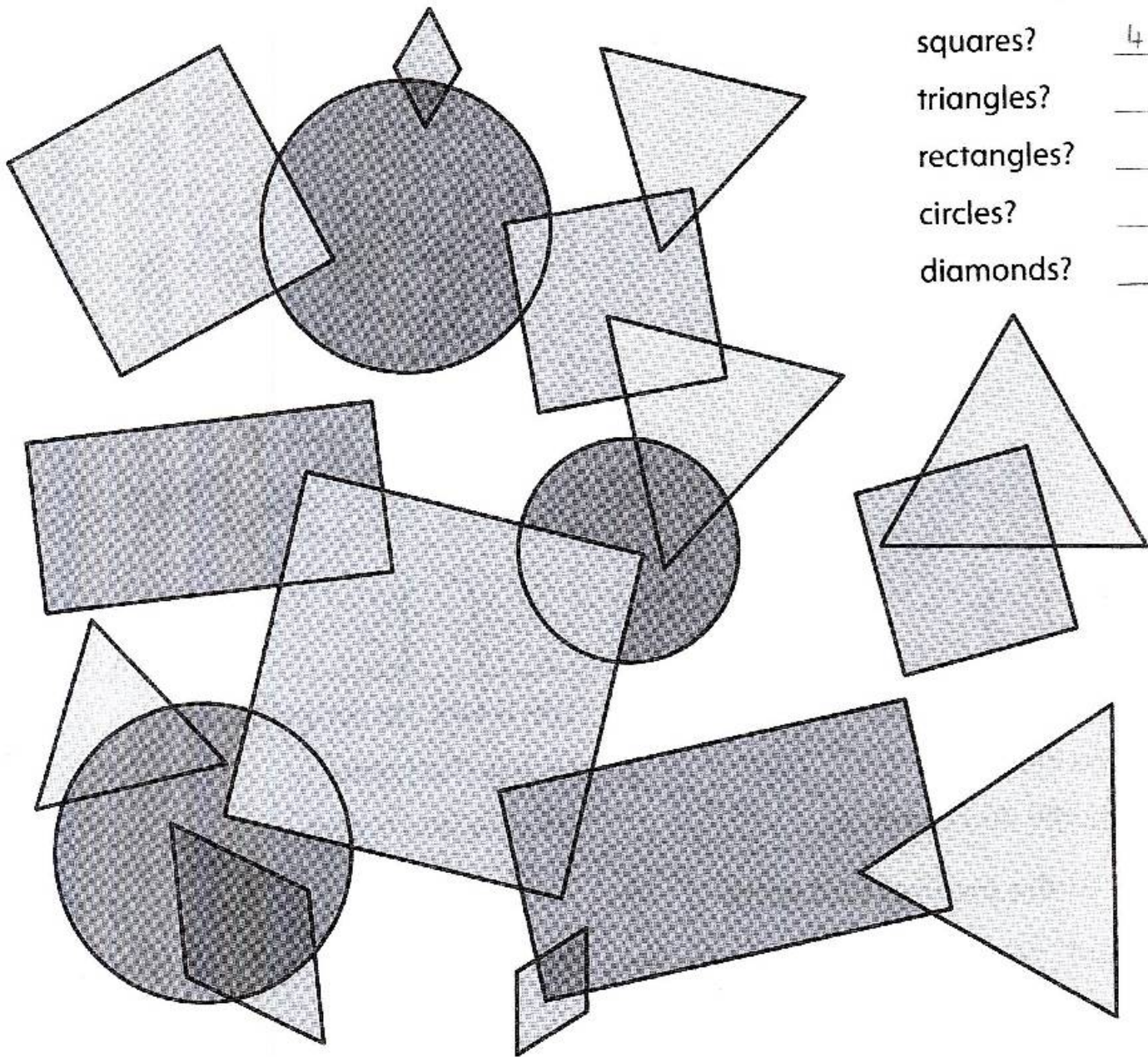
has    doesn't have

- 1 Sarah doesn't have brown eyes. She has blue eyes.
- 2 She has long hair. She doesn't have short hair.
- 3 She has curly hair. She doesn't have straight hair.
- 4 She has blond hair. She doesn't have black hair.
- 5 Rick has brown eyes. He doesn't have green eyes.
- 6 He has short hair. He doesn't have long hair.
- 7 He has curly hair. He doesn't have straight hair.
- 8 He has blond hair. He doesn't have brown hair.



## Lesson Three Words

1 Find and count the shapes. Write.



How many ...

squares? 4

triangles?     

rectangles?     

circles?     

diamonds?     

2 Look at the picture again and write.

square triangle circle rectangle

1 It has three sides. It's a triangle.

2 It has four sides. Two are long. Two are short. It's a rectangle.

3 It doesn't have sides. It's a circle.

4 It has four sides. They're all the same. It's a square.



1 Help Theo find his duck. Join the letters *th*.

2 Write.

①



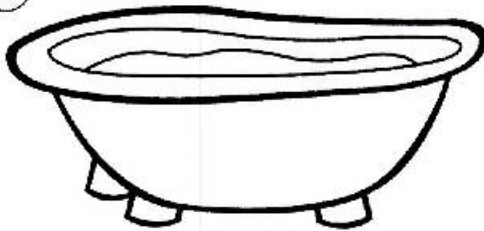
Th eo

②



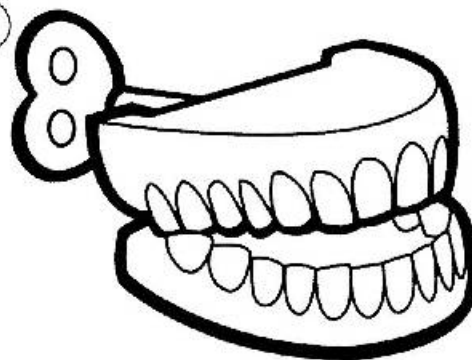
\_\_ ree

③



ba \_\_

④



tee \_\_


3 Write.

Baby Theo 's in the \_\_\_\_\_,

One, two, \_\_\_\_\_.

Baby \_\_\_\_\_ counts his \_\_\_\_\_,

One, two, \_\_\_\_\_.






# Skills Time!

## Lesson Five

### Reading

#### 1 Read.



My name is Freddy. I have three best friends. Simon has black hair. It is short and curly. His eyes are brown. Ed is also my friend. His hair is short, too. It is brown and straight. He has green eyes. My other friend is a girl. Her name is Amy. She is Simon's cousin. She has long hair. It is blond and curly. She has blue eyes.

#### 2 Read again and check (✓).


hair	black	blond	brown	short	long	curly	straight
Simon	✓						
Ed							
Amy							
eyes	green	brown	blue				
Simon							
Ed							
Amy							

#### 3 Write the names and color.


①



②



③





**Writing**

**1 Write the short form.**

- 1 I do not have short hair. I don't have short hair.
- 2 I do not have long hair. \_\_\_\_\_
- 3 She does not have blue eyes. \_\_\_\_\_
- 4 He does not have curly hair. \_\_\_\_\_




**About me!**

**2 Choose a friend. Circle the words to describe your friend.**

hair: long short curly straight black brown blond  
 eyes: blue brown black green

**3 Draw and write about your friend.**

He has    She has    He doesn't have    She doesn't have



My friend's name is \_\_\_\_\_.

\_\_\_\_\_ has \_\_\_\_\_ eyes.

\_\_\_\_\_ has \_\_\_\_\_ hair.

\_\_\_\_\_

\_\_\_\_\_ doesn't have \_\_\_\_\_ eyes.

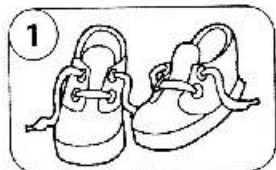
\_\_\_\_\_ doesn't \_\_\_\_\_ hair.

\_\_\_\_\_




## Everyday English

### 1 Complete and rewrite the sentences.



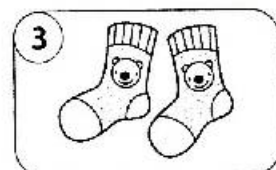
Put on your shoes.

Put on your shoes. \_\_\_\_\_



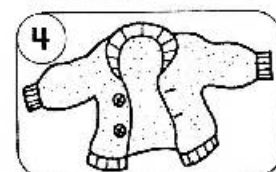
Take off your hat.

\_\_\_\_\_



Put on your \_\_\_\_\_.

\_\_\_\_\_





Take off your \_\_\_\_\_.


\_\_\_\_\_

### 2 Look and write.

dressed    Take off    Hurry    Put on    OK    coat





1 Watch and write the character names. 

 DVD Practice

Mrs. Smith   Kate   Mom



2 Watch again and match the sentences. Then write. 


Hurry up.

b

Put on your hat,  
please.

Take off your  
shoes, please.

Take off your  
hat.



3 Talk with a friend. What clothes do you have today?

I have a red sweater.




## Lesson One Words

### 1 Look and match.




monkey

# big



elephant


little



giraffe

# tall


### 2 Look at the words again. Write.



What are these?

They're giraffes.


They're tall.



What are these?

They're \_\_\_\_\_.

\_\_\_\_\_









What are these?

They're \_\_\_\_\_.


\_\_\_\_\_



1 Read and color the faces.





2 Write. like don't like



I don't like giraffes



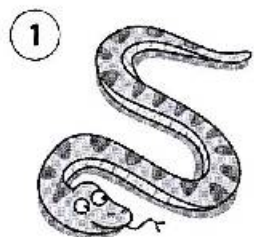
I \_\_\_\_\_






# Lesson Three Words


1 Find and circle the words. Then write.



snake \_\_\_\_\_




g \_\_\_\_\_




l \_\_\_\_\_




s \_\_\_\_\_




t \_\_\_\_\_



e \_\_\_\_\_



p \_\_\_\_\_




p \_\_\_\_\_

★	m	l	p	i	a	★
t	★	★	o	★	★	e
i	l	★	l	★	★	l
g	i	r	a	f	f	e
e	o	★	r	★	★	p
r	n	★	b	★	★	h
z	e	s	e	a	l	a
m	s	n	a	k	e	n
p	a	r	r	o	t	t

2 Look and write.

big little long short



The elephant's ears are big.

The elephant's nose is \_\_\_\_\_.











The parrot's legs are \_\_\_\_\_.


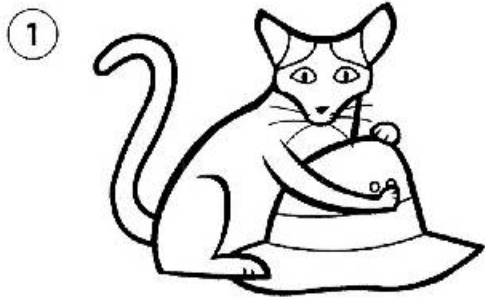
The parrot's eyes are \_\_\_\_\_.



1 Say and write the words.

			
	cat		
			

2 Write.

























The cat has a \_\_\_\_\_.

The \_\_\_\_\_ has a \_\_\_\_\_.

3 Help the cat and the man find their things.

Color **at** red. Color **an** blue. Then join.






# Skills Time!

## Lesson Five

### Reading

#### 1 Read.



#### At the zoo

Look at the boys,  
And the girls, too.  
Tall ones, short ones,  
At the zoo.

They like seals,  
monkeys, too.  
Big ones, little ones,  
At the zoo.

They like zebras,  
And snakes, too.  
Long ones, short ones,  
At the zoo.

#### 2 Read again. Check (✓) the animals in the poem.

- 1 seals       2 monkeys       3 elephants   
4 zebras       5 giraffes       6 snakes

#### 3 Read again and write T (true) or F (false).

- 1 The boys and girls are tall and short.   T    
2 The boys and girls don't like seals.         
3 The boys and girls like monkeys.         
4 The monkeys are big and little.         
5 The boys and girls don't like zebras.         
6 The snakes are long and short.



## Writing

## 1 Add the adjectives to the sentences.

- |                    |          |                            |
|--------------------|----------|----------------------------|
| 1 This is a boy.   | (tall)   | This is a <u>tall</u> boy. |
| 2 This is a dog.   | (big)    | This is a _____ dog.       |
| 3 This is a snake. | (long)   | This is _____.             |
| 4 He has hair.     | (short)  | He has _____.              |
| 5 It has ears.     | (little) | It _____.                  |
| 6 It's a seal.     | (brown)  | _____.                     |



## About me!

## 2 Circle the animals you like. Underline the animals you don't like.

tigers lions monkeys snakes zebras cats polar bears  
 elephants parrots giraffes dogs birds chicks seals

## 3 Draw and write about the animals you like and don't like.

I like \_\_\_\_\_.

I \_\_\_\_\_.

I don't like \_\_\_\_\_.

I don't \_\_\_\_\_.

I \_\_\_\_\_.




# Science Time!


## Topic: Animals

### 1 Look and write.

big little six fur wings legs



This animal is orange and black.  
It has four legs and a  
long tail. It's \_\_\_\_\_ and it  
has short \_\_\_\_\_ on its body.  
It's a tiger.



This animal is \_\_\_\_\_.  
It has \_\_\_\_\_ legs and it  
has two \_\_\_\_\_. It's an insect.  
This insect is a fly.

### 2 Circle T (true) or F (false).

- |                            |   |   |
|----------------------------|---|---|
| 1 Tigers have feathers.    | T | F |
| 2 Flies have wings.        | T | F |
| 3 Flies are little.        | T | F |
| 4 Tigers don't have tails. | T | F |
| 5 Flies have six legs.     | T | F |
| 6 Tigers have fur.         | T | F |



## 1 Listen again and match. 133

1 It's very long

d

2 It's very big

3 It has four legs

4 This animal doesn't have fur

5 They have yellow feathers

a and a little tail.



b and has brown fur.

c and two little wings.

d and it doesn't have legs.

e and has two eyes and a long tongue.

## 2 Match the sentences to the pictures.



## 3 Look at Exercise 1. Point and say.







# 12

# Dinnertime!

## Lesson One Words

1 Look and write ✓ or x.





	meat	yogurt	fish	carrots	rice	bread
	✓					
						


✓ = has

x = doesn't have



2 Look at the pictures again. Write.


1

I like  meat and  \_\_\_\_\_.

I don't like  \_\_\_\_\_.

2

I like  \_\_\_\_\_ and  \_\_\_\_\_.

I don't like  \_\_\_\_\_.



1 Order the words.



1 like Do you bananas?

2 do. I Yes,



3 you like carrots? Do

4 I don't. No,



5 bread? you like Do

6 I Yes, do.

Do you like bananas?

---



---



---





---



---

2 Write.

do like don't Do



































# Lesson Three Words

## 1 What's next? Look, draw, and write.

milk water juice tea hot chocolate

①							<u>hot chocolate</u>
②							_____
③							_____
④							_____
⑤							_____

## 2 Write and circle.

milk juice water

1 Do you like  \_\_\_\_\_? Yes, I do. / No, I don't.


2 Do you like  \_\_\_\_\_? Yes, I do. / No, I don't.

3 Do you like  \_\_\_\_\_? Yes, I do. / No, I don't.



1 Say and write the words.

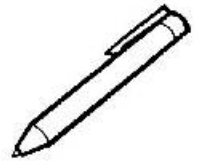
b



bed


ed

p



en


r



k



2 Write.



Ken has a pen,

Where's        pen?

Pen, pen, pen.

Pen, pen, pen.


Ken's pen is       ,

It's on Ken's       ,

Red, red, red.

Bed, bed, bed.


3 Write the word that rhymes.





cat





hat



Ken



man



red





# Skills Time!

## Lesson Five


### Reading

#### 1 Read.


Steve and Alice are in a café. It is dinnertime.  
Steve has eggs, bread, and tomatoes.  
For dessert, he has grapes and ice cream.  
His drink is orange juice.  
Alice has fish, rice, and carrots.  
For dessert, she has a yogurt and an apple.  
For her drink, she has water.




#### 2 Read again and write the names. Match.





1 I have rice.



Alice




2 I have carrots.




3 I have eggs.

4 I have water.



5 I have orange juice.

6 I have fish.



7 I have an apple.

8 I have ice cream.



**Writing**

**1 Circle n't in these sentences.**

- 1 I do(n't) like carrots.  
 3 It isn't ice cream.  
 5 No, they aren't.

- 2 This isn't a yogurt.  
 4 No, it isn't.  
 6 I don't like juice.

**2 Write the short form.**

- 1 I do not like apples.  
 2 Her hair is not straight.  
 3 They are not circles.  
 4 This is not tea.  
 5 It is not his house.

I don't like apples.

\_\_\_\_\_

\_\_\_\_\_

\_\_\_\_\_

\_\_\_\_\_




**About me!**

**3 What do you like? What don't you like? Draw 😊 and ☹️.**

bananas 😊 yogurt 😊 eggs 😊 bread 😊 carrots 😊 pears 😊  
 meat 😊 fish 😊 tomatoes 😊 rice 😊 apples 😊 cherries 😊

**4 Draw the food you like and don't like. Then write.**



I like \_\_\_\_\_.

I like \_\_\_\_\_.

I don't like \_\_\_\_\_.


I don't like \_\_\_\_\_.




# Review 4

## 1 Look at the pictures and write.

has    doesn't have



**Name:** Toby  
**Hair:** black  
**Eyes:** green



**Name:** Tanya  
**Hair:** blond  
**Eyes:** blue


- 1 Toby has \_\_\_\_\_ black hair.  
3 He \_\_\_\_\_ long hair.  
5 He \_\_\_\_\_ brown eyes.

- 2 Tanya \_\_\_\_\_ curly hair.  
4 She \_\_\_\_\_ blond hair.  
6 She \_\_\_\_\_ blue eyes.

## 2 Add the adjectives to the sentences.




This is a monkey. (little)  
This is a little monkey.



This is a giraffe. (tall)

\_\_\_\_\_


\_\_\_\_\_



This is an elephant. (big)

\_\_\_\_\_

\_\_\_\_\_



This is a snake. (green)

\_\_\_\_\_

\_\_\_\_\_


## 3 Write the words in the correct box.

square    tea    yogurt    juice    insect    seal    rice  
triangle    water    diamond    parrot    carrots

shapes	food	animals	drinks
square			
_____	_____	_____	_____
_____	_____	_____	_____
_____	_____	_____	_____




4 Order the words.



1 giraffes. like I


I like giraffes.

2 parrots. don't I like



3 like Do snakes? you

4 don't. No, I




5 you tigers? like Do

6 I do. Yes,


5 Write and match.

like don't like

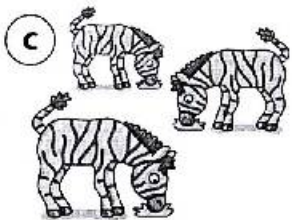


1 😊 I like elephants.

d




2 😞 I giraffes.



3 😞 I monkeys.

4 😊 I zebras.



6 Write.


th ch sh




ch air




ree



fi



ee

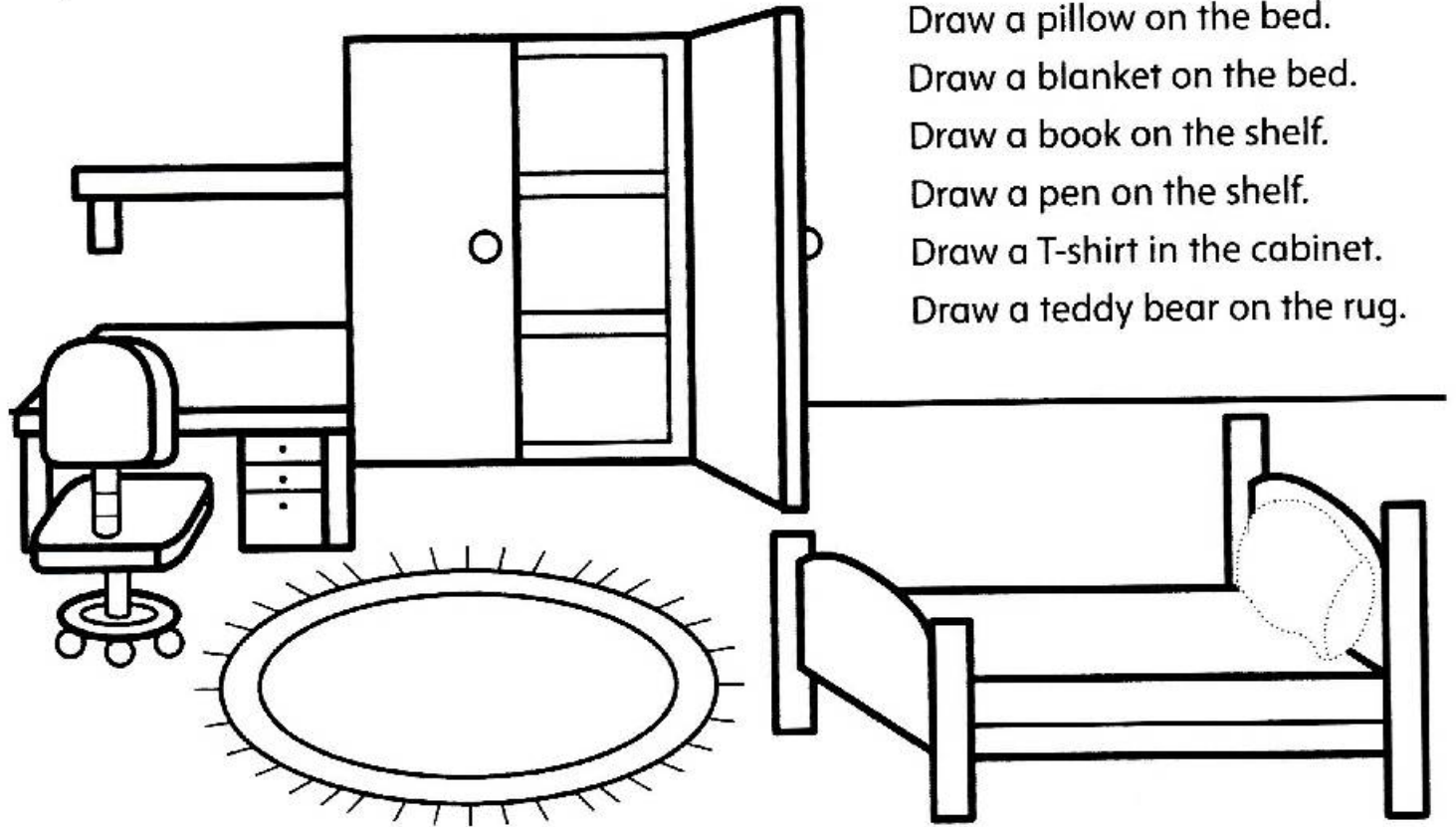


tea er



## Lesson One Words

## 1 Read and draw.



Draw a pillow on the bed.  
 Draw a blanket on the bed.  
 Draw a book on the shelf.  
 Draw a pen on the shelf.  
 Draw a T-shirt in the cabinet.  
 Draw a teddy bear on the rug.

## 2 Look at the picture again. Write.

1 Where's the  pillow ?

It's on the \_\_\_\_\_.

2 Where's the  \_\_\_\_\_ ?

It's on \_\_\_\_\_.

3 Where's the  \_\_\_\_\_ ?

\_\_\_\_\_

4 Where's the  \_\_\_\_\_ ?

\_\_\_\_\_

5 Where's the  \_\_\_\_\_ ?

\_\_\_\_\_

6 Where's the  \_\_\_\_\_ ?


\_\_\_\_\_




1 Read and circle.



**There's** / **There are** a bed in my bedroom.



**There's** / **There are** two cabinets in my bedroom.




**There's** / **There are** three books on my shelf.



**There's** / **There are** a blanket on my bed.

2 Look at the picture and write.

There's    There are



1            There's            a cabinet.

2                       four books.

3                       two pillows.

4                       two beds.

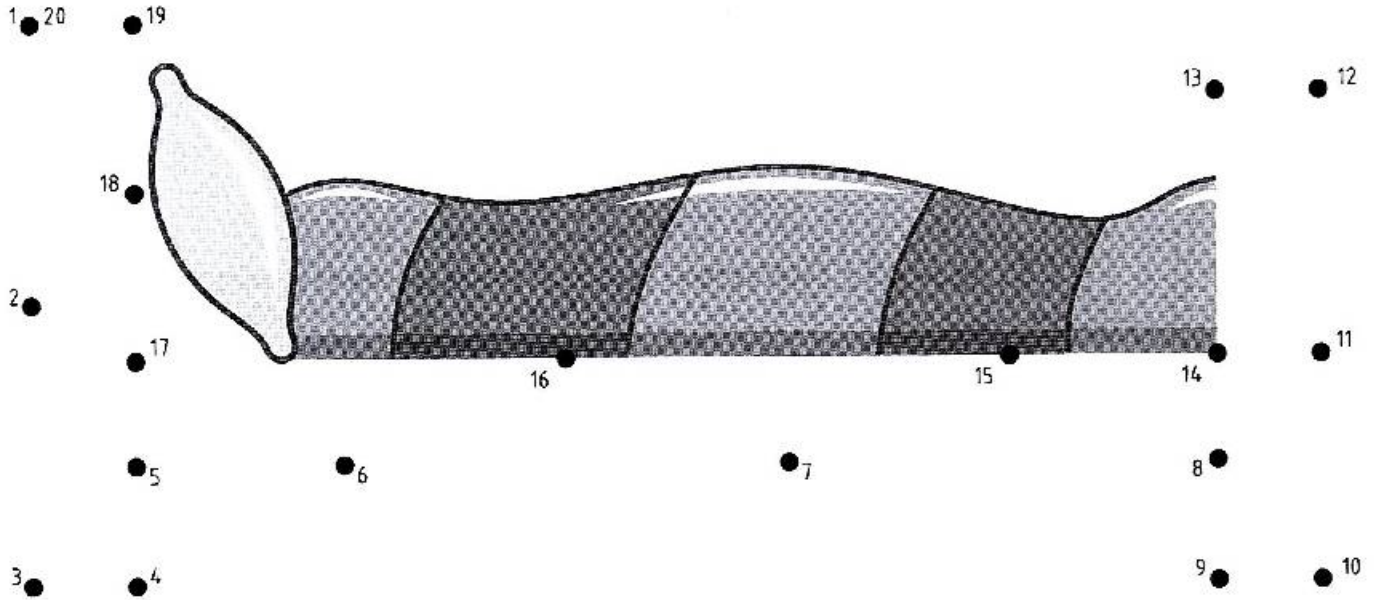
5                       a shelf.

6                       a rug.



# Lesson Three Words

## 1 Connect the dots.



## 2 Find and circle the words. Then write.

11

e leven

12

t \_\_\_\_\_

13

t \_\_\_\_\_

14

f \_\_\_\_\_

15

f \_\_\_\_\_

17

s \_\_\_\_\_

19

n \_\_\_\_\_

f	o	u	r	t	e	e	n	★
★	e	i	g	h	t	e	e	n
★	★	t	w	e	n	t	y	i
s	e	v	e	n	t	e	e	n
s	i	x	t	e	e	n	l	e
★	★	★	★	★	★	★	e	t
f	i	f	t	e	e	n	v	e
★	★	t	w	e	l	v	e	e
t	h	i	r	t	e	e	n	n

16

s \_\_\_\_\_

18



e \_\_\_\_\_

20

t \_\_\_\_\_




1 Say and write the words.



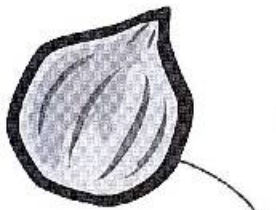


2 Write.

A big, big pin.  
 And a big, big \_\_\_\_\_.  
 Keep the big \_\_\_\_\_,  
 Give the fig to a \_\_\_\_\_.



3 Color *ig* red. Color *in* green. Then join.





# Skills Time!

## Lesson Five

### Reading

#### 1 Read and color.



Hello.

My name's Lola and this is my bedroom.

My favorite color's purple.

I have a purple pillow and a purple blanket.

Can you see my doll? She's on my bed.

Her name is Polly.

I have lots of books on my shelf and lots of clothes in my cabinet.

My favorite is a purple dress.

And look, here are my blue shoes.

I like my shoes. They're very pretty.

Bye!

From Lola

#### 2 Read again and match.

1 What's her name?

d

2 Where's Lola?

3 What's her favorite color?

4 What toy is on her bed?

5 What's the doll's name?

6 Where are her books?

7 What's in her cabinet?

8 What color are her shoes?

a Purple.

b A doll.

c Lots of clothes.

d Her name's Lola.

e They're blue.

f Her name's Polly.

g She's in her bedroom.

h They're on her shelf.



## Writing

## 1 Read. Underline the ? and circle the ○

- 1 Where's your bed?     It's in my bedroom .
- 2 What's on your shelf?     My books are on my shelf .
- 3 Do you like your bedroom?     Yes, I do .

## 2 Write the capital letters and the ? or .

- 1 what's her name     What's her name?
- 2 her name's Lola     \_\_\_\_\_
- 3 what's on her shelf     \_\_\_\_\_
- 4 are the shoes blue     \_\_\_\_\_




## About me!

## 3 Circle the things in your bedroom. Write how many.

- bed  blanket  pillow  cabinet  shelf  rug
- book  car  doll  train  puzzle  teddy bear  game

## 4 Draw your bedroom. Write what there is in your bedroom.



There's a \_\_\_\_\_.

There's \_\_\_\_\_.

There are \_\_\_\_\_.

There \_\_\_\_\_.




# Fluency Time! 5

## Everyday English

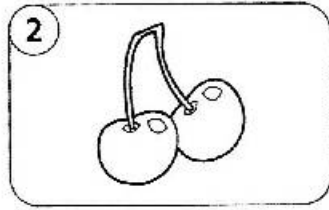
1 Write the questions.

an apple    cherries    rice    a sandwich



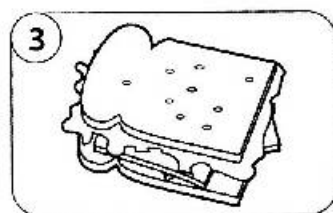
1

Would you like? \_\_\_\_\_?




2

\_\_\_\_\_?



3

\_\_\_\_\_?







4

\_\_\_\_\_?

2 Look and write.

No    like    Would    welcome    full    yummy    please





1 Watch and number in order. 



2 Watch again. Circle and match. 

- 1 Would you like salad / meat?
- 2 Yes, please. This is nice / yummy.
- 3 Would you want / like fries?
- 4 No, thanks. I'm happy / full.
- 5 But you're hungry / full.
- 6 Ice cream / Chicken is my favorite food.

James

Mom

Kate

3 Talk with a friend. What food do you like?  
What food don't you like?

I like pears. I don't like cherries.




## Lesson One Words


1 Find and circle the words.

walk run climb talk swim fly

irLanguage.com



2 Look at the picture. Write.

1 fly 

2 \_\_\_\_\_



4 \_\_\_\_\_

3 \_\_\_\_\_




5 \_\_\_\_\_

6 \_\_\_\_\_



1 Look and write.



can can't



This boy can swim.

This boy can't swim.

This girl can run.




This girl can't run.

This cat can climb.

This dog can't climb.

2 Write.


No, she can't. ~~No, he can't.~~ Yes, it can.  
Yes, he can. Yes, she can. No, it can't.



Can he swim?  
No, he can't.



Can he swim?  
Yes, he can.



Can she run?  
Yes, she can.



Can she run?  
No, she can't.



Can it climb?  
Yes, it can.



Can it climb?  
No, it can't.




# Lesson Three Words

1 Write. sing draw write



He can \_\_\_\_\_.






She can \_\_\_\_\_.





He can \_\_\_\_\_.

2 Look and write.

climb ~~swim~~ draw write walk run sing fly cook dance



1	s	w	i	m		
		h				
2		a				
3		t				
		4	c			
5		a				
6		n				
7		y				
		o				
8		u				
		9	d			
10		o				
		?				









# Skills Time!

## Lesson Five

### Reading

#### 1 Read and color.



A flamingo is a very tall and beautiful bird.

It is pink and it has yellow eyes.

It has a long neck and long legs, too.

Look at this flamingo. You can only see one leg. It has two legs, but it can stand on one leg.

Flamingos like water.

They can swim and they can fly, too.

The little baby birds are white.

#### 2 Read again and write.

eyes   pink   long   white   bird   leg

- 1 A flamingo is a bird.
- 2 A flamingo is \_\_\_\_\_.
- 3 It has yellow \_\_\_\_\_.
- 4 A flamingo's legs are \_\_\_\_\_.
- 5 Flamingos can stand on one \_\_\_\_\_.
- 6 A baby flamingo is \_\_\_\_\_.



**Writing****1 Circle n't in these sentences.**

1 A giraffe can't climb trees.

2 I can't swim.

3 This snake can't walk.

4 A seal can't fly.

**2 Write the long form.**1 A giraffe can't swim. A giraffe cannot swim.

2 A monkey can't fly. \_\_\_\_\_


3 A snake can't run. \_\_\_\_\_

4 A seal can't talk. \_\_\_\_\_

**About me!****3 Circle what you can do. Underline what you can't do.**

run walk talk sing fly climb swim

play draw write read dance cook

**4 Draw and write about what you can and can't do.**

I can \_\_\_\_\_.

I can \_\_\_\_\_.

\_\_\_\_\_

\_\_\_\_\_

I can't \_\_\_\_\_.

I can't \_\_\_\_\_.


\_\_\_\_\_



# Geography Time!

## Topic: Volcanoes

1 Find and circle the words.

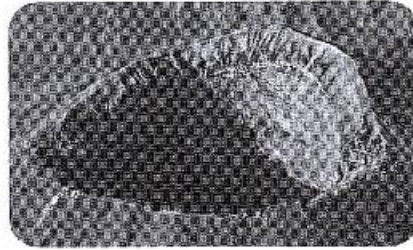


2 Write.

hole under inside volcano hot erupt



1 This is a  
\_\_\_\_\_ volcano \_\_\_\_\_.




2 There is a  
\_\_\_\_\_ in  
the volcano.




3 Lava is  
\_\_\_\_\_ the  
volcano.



4 Volcanoes are very  
\_\_\_\_\_.



5 Volcanoes can  
\_\_\_\_\_.



6 There are volcanoes  
\_\_\_\_\_ the  
ocean.



1 Listen again and write the sentences.  166

1 is a This volcano. very big

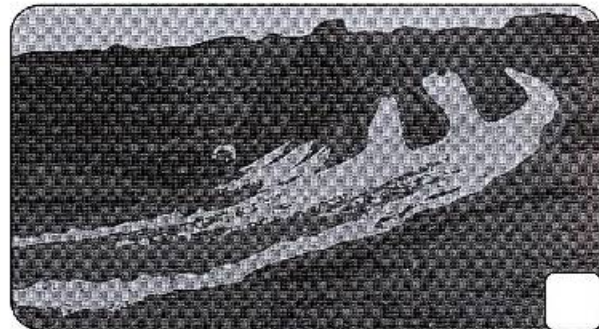

*This is a very big volcano.*

2 can Volcanoes erupt.

3 very, hot! lava very The is

4 volcano. is a There big the hole in

2 Match the pictures to the sentences in Exercise 1.



3 Look at Exercise 1. Point and say.









1 Write.

find play swim go find make



1 Let's find crabs.

2 Let's \_\_\_\_\_ a sandcastle.

3 Let's \_\_\_\_\_ in the ocean.

4 Let's \_\_\_\_\_ in a boat.

5 Let's \_\_\_\_\_ shells.

6 Let's \_\_\_\_\_ ball.

2 Order the words.

1 boat. Let's go in a

Let's go in a boat.

2 ball. play Let's

3 a Let's sandcastle. make

4 Let's crabs. find

5 swim the ocean. Let's in

6 shells. find Let's



# Lesson Three Words

## 1 Read and check (✓) the correct sentence.



He has sunscreen.   
 He has a drink.




She has ice cream.   
 She has an ice pop.




He has a bat.   
 He has a ball.


## 2 Find and circle the words. Then write.




crab



s



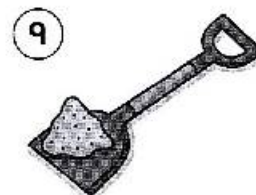
s




i




s




s




p



b



o



b


s	s	b	e	a	c	h
a	u	★	★	★	r	p
n	n	★	★	s	a	a
d	s	s	★	h	b	i
c	c	h	o	e	★	l
a	r	o	c	l	b	★
s	e	v	e	l	a	★
t	e	e	a	★	t	★
l	n	l	n	★	★	★
e	i	c	e	p	o	p



1 Say and write the words.

b

ug



bug

s

un




r



2 Write.



I'm on the rug,  
 Rug, rug, rug.  
 Look at the \_\_\_\_\_,  
 Bug, bug, bug.  
 Here is the \_\_\_\_\_,  
 Sun, sun, sun.  
 Let's go and have \_\_\_\_\_,  
 Fun, fun, fun.



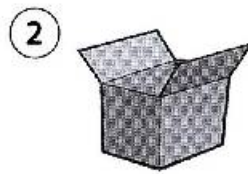
3 Write the word that rhymes.



fun




sun



box



rug



hot





# Skills Time!

## Lesson Five

### Reading

#### 1 Read.

You can see lots of animals at the beach.

There are fish and there are birds.

There is another animal at the beach.


This animal has a big shell. What is it? It is a crab!

Crabs live in the ocean and on the beach.

Crabs are different colors. They can be white, black, red, orange, or brown.

They have ten legs. Two legs are big and eight legs are small.

They can swim and they can run, but they cannot fly.



#### 2 Read again and write.

1 What animals are at the beach? There are fish. There are \_\_\_\_\_.

2 Does a crab have a shell? \_\_\_\_\_.

3 How many legs does a crab have? \_\_\_\_\_.

4 How many legs are big? \_\_\_\_\_.

5 How many legs are small? \_\_\_\_\_.

6 Can crabs run? \_\_\_\_\_.







# Review 5

## 1 Look at the picture. Count and write.

There is    There are



- 1 There is    1 bat.                      2 \_\_\_\_\_ ice pop.  
 3 \_\_\_\_\_ crabs.                      4 \_\_\_\_\_ boat.  
 5 \_\_\_\_\_ sandcastles.    6 \_\_\_\_\_ shells.

## 2 Write.

nineteen    ~~sixteen~~    twelve    thirteen

16 sixteen    12 \_\_\_\_\_    19 \_\_\_\_\_    13 \_\_\_\_\_

## 3 Write the words in the correct box.

bed    sunscreen    fourteen    dance    boat    fifteen  
 blanket    shelf    draw    seventeen    pail    erupt

bedroom	beach	numbers	verbs
bed			



4 Order the words.

1 go the Let's to beach! Let's go to the beach!

2 good idea. That's a \_\_\_\_\_

3 you swim? Can \_\_\_\_\_

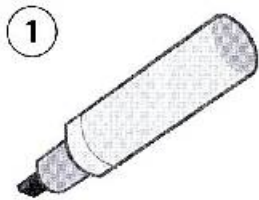
4 can. I Yes, \_\_\_\_\_

5 swim in Let's the ocean! \_\_\_\_\_




5 Write.


a e i o u




p \_ e \_ n



s \_ \_ n




f \_ \_ x



c \_ \_ t



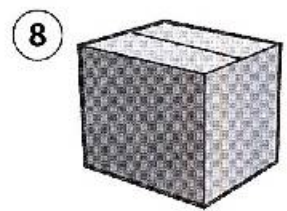
m \_ \_ n



p \_ \_ n



h \_ \_ p



b \_ \_ x

6 Write about you.

1 What's your name? My name's \_\_\_\_\_.

2 How old are you? \_\_\_\_\_

3 What color is your hair? \_\_\_\_\_

4 What color are your eyes? \_\_\_\_\_

5 What animals do you like? \_\_\_\_\_

6 What food do you like? \_\_\_\_\_



# Picture dictionary

## 1 Read and color.

### Starter Hello!

1

one

2

two

3


three

4

four

5

five



red



yellow

6

six

7

seven

8

eight

9

nine

10

ten




pink



green



orange



blue



purple


### JUNE

Sunday	1	8	15	22	29
Monday	2	9	16	23	30
Tuesday	3	10	17	24	
Wednesday	4	11	18	25	
Thursday	5	12	19	26	
Friday	6	13	20	27	
Saturday	7	14	21	28	


### 1 School things



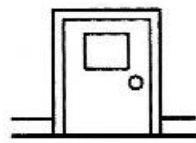
bag



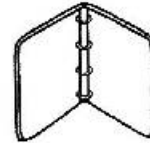
book




bookcase



door



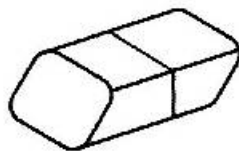
folder




pen




pencil



eraser



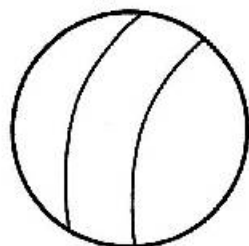
ruler



window



2 Toys



ball



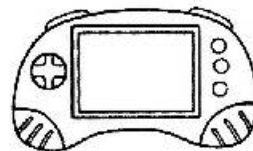
bike



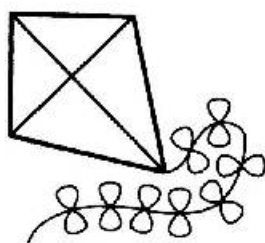
car



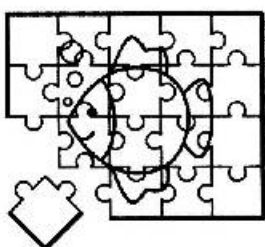
doll



game



kite



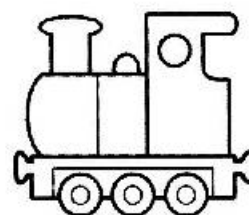
puzzle



scooter

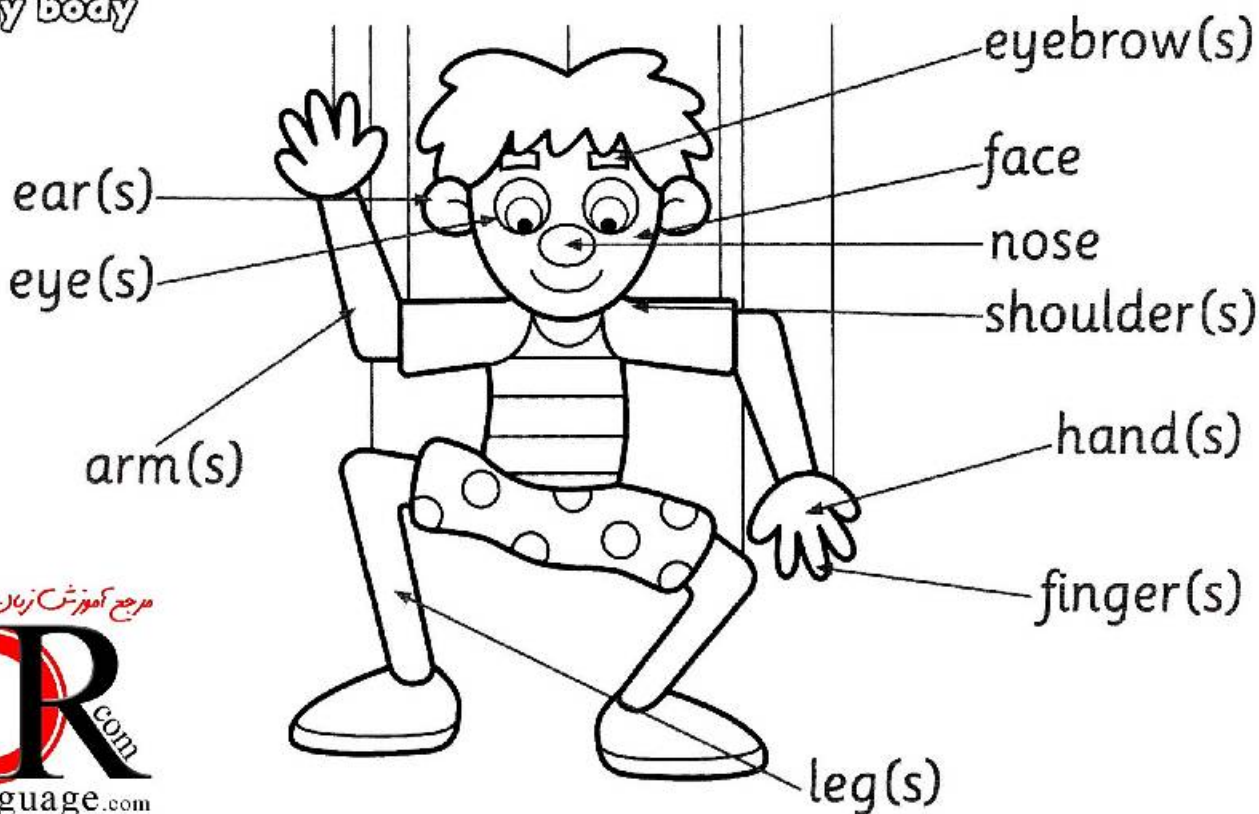


teddy bear



train

3 My body






4 Jobs



doctor



farmer



firefighter



mailman



pilot




police officer




cook



student



teacher

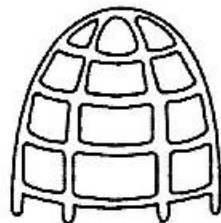


zookeeper

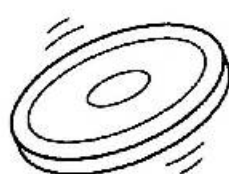
5 The park




armbands



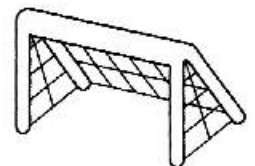
jungle gym



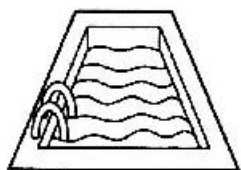
frisbee



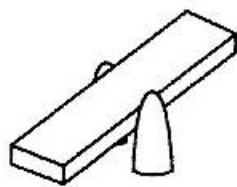
ice cream



goal



pool



seesaw



slide




swing



tree




6 My family




mom




dad




sister




brother



grandma




grandpa



aunt



uncle



cousin

7 My clothes



sweater



coat



dress



hat



shoes



shorts



socks



tracksuit



pants




T-shirt



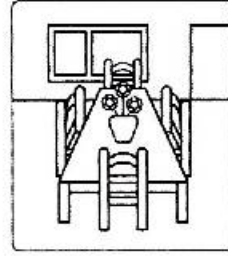
8 My house



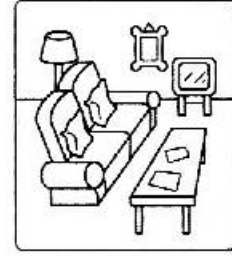
bathroom



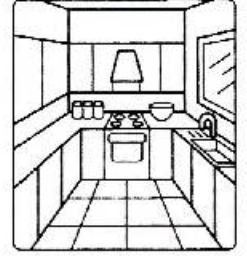
bedroom




dining  
room



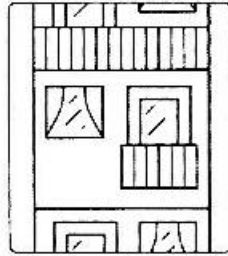
living  
room




kitchen



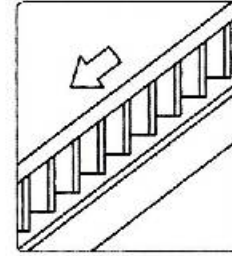
yard




apartment



house




downstairs




upstairs

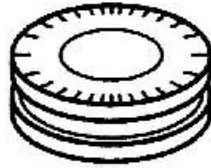
9 My lunchbox




apple



banana




cookie



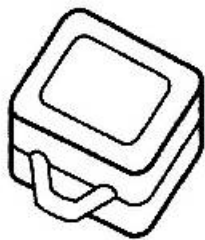
cherries



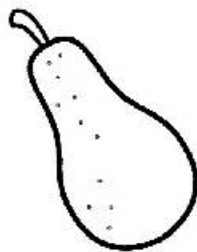
drinks



grapes



lunchbox




pear



pineapple



sandwich




tomato



10 My friends and shapes



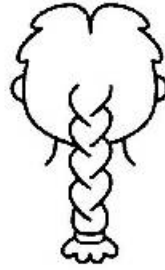
blond




brown



curly



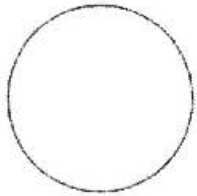
long



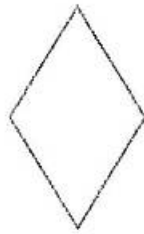
short



straight



circle



diamond



rectangle




square




triangle

11 The zoo



elephant



giraffe



monkey



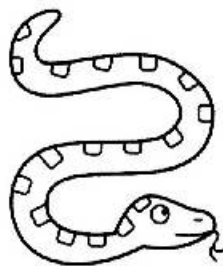
parrot



polar  
bear




seal




snake




tiger



big



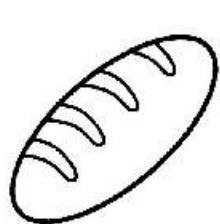
little




tall



12 Food and drinks




bread



carrots



fish



meat



rice



yogurt



hot  
chocolate



juice



milk

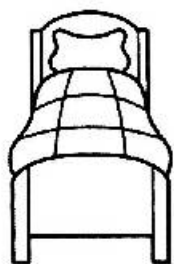


tea

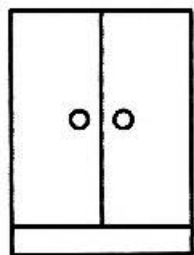


water

13 My bedroom and numbers 11-20



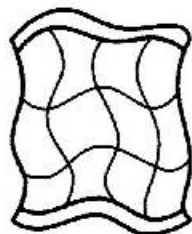
bed



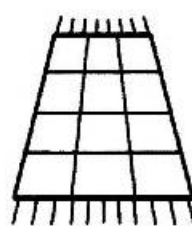
cabinet



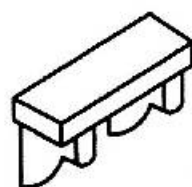
pillow



blanket



rug



shelf

11

eleven

12

twelve

13

thirteen

14

fourteen

15

fifteen

16

sixteen

17

seventeen

18

eighteen

19

nineteen

20

twenty



14 Verbs



climb



cook



dance



draw



fly



run



sing



swim



talk

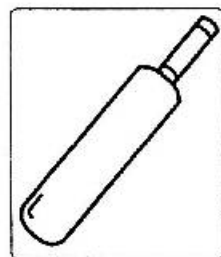


walk



write


15 The beach




bat




beach



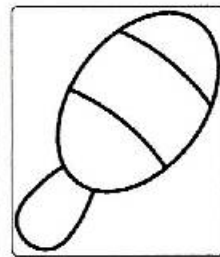
boat




pail



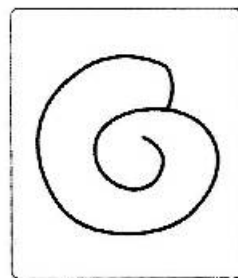
crab



ice pop



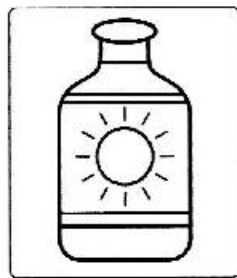
sandcastle




shell



shovel



sunscreen



the ocean



American <sup>2nd Edition</sup>  
**Family  
and  
Friends**

**Supporting all  
teachers, developing  
every child**



Teachers love Family and Friends. The clear structure, fast-paced language syllabus, engaging songs and stories, and comprehensive assessment package make it one of the world's most popular courses for young learners.

- NEW** Fluency Time! sections with functional language to build conversation skills
- NEW** Cross-curricular lessons develop presentation skills and critical thinking
- NEW** Systematic support for differentiated learning
- NEW** Interactive Online Practice and Online Play

### Components

- Student Book
- Workbook with or without Online Practice.
- Class Audio CDs
- Teacher's Book Plus with Fluency DVD, Online Practice, and Assessment and Resource CD-ROM & Audio CD
- Teacher's Resource Pack with Story Posters, Phonics Cards, and Flashcards
- Oxford iTools Digital Classroom Resources
- eBooks Student Book and Workbook
- Online Play

### Also available

- Grammar Friends
- Readers
- Alphabet Book
- Oxford Primary Skills: Reading and Writing

SHAPING learning TOGETHER

**OXFORD**  
UNIVERSITY PRESS

**oxfordparents**  
Help your child with English   
[www.oup.com/elt/oxfordparents](http://www.oup.com/elt/oxfordparents)

[www.oup.com/elt/americanfamilyandfriends](http://www.oup.com/elt/americanfamilyandfriends)